



BROOKSIDE CHARTER SCHOOL

1815 East 63rd Street, Kansas City MO 64130

PHONE: 816-531-2192

FAX: 816-756-3055



www.brooksidecharter.org

BSDS, Inc dba Brookside Charter School


AGENDA

October 28, 2019

5:30 pm Library

1. Motion to accept the agenda
1. Approval of September Board of Director minutes
2. Visitors Comments and Addressing Agenda Items
3. Financial Committee Report
 - a) EdOps Dashboard
 - b) Check Registry – **Need Board Approval**
4. Review of Board Goals:
 - A. By June 30, 2020 the Board will begin to utilize an academic dashboard for the purpose of monitoring student academic achievement at BCS. Kiva & Sherry.
 - B. By March, 2020 the Board will develop a process, including and annual timeline, for the purpose of establishing an annual evaluation of the Superintendent position. Eric & Kraig
 - C. By May 2020, each member of the Board agrees to: 1. Attend 80% of the BOE meetings, 2. Contribute a monetary amount to BCS that is personal and meaningful to them, and 3. Attend two BCS events throughout the 2019-20 school year. Jason
 - D. By May 2020, the Board will receive a progress update on development efforts and help to identify additional opportunities for exploration. Kraig, Larry, and Jim Stacy
5. Middle School Team Update
 - a) Start of Year
 - b) Base Instructional Update
 - c) Additional Staff
6. Superintendent's Report
 - a) Enrollment 2019-20
 - b) YTD Average Daily Attendance (ADA)

*Posted 10/25/2019
Supt. Office & Front Lobby*





BROOKSIDE CHARTER SCHOOL

1815 East 63rd Street, Kansas City MO 64130

PHONE: 816-531-2192

FAX: 816-756-3055




www.brooksidecharter.org

7. Development Committee Update –
 - a) Goals for 2019-2020
 - b) Golf Tournament – Title Sponsorship
 - c) Gift Letter for 2019-2020
8. Superintendent Evaluations
 - a) Timeline for 19-20
 - b) Expectations
9. Motion to adjourn

Next Meeting – Monday, November 25, 2019

*Posted 10/25/2019
Supt. Office & Front Lobby*





BROOKSIDE CHARTER SCHOOL

1815 East 63rd Street, Kansas City MO 64130

PHONE: 816-531-2192

FAX: 816-756-3055



www.brooksidecharter.org

Attending Meetings of the Board of Director

Visitors are welcome to attend the open sessions of the meeting of the Board of Directors. Members of the Board of Directors and Brookside Administration are the participants during these meetings.

Procedures for Petitioning the Board of Directors

1. If the issue/concern involves the classroom, meet with your child's teacher. If the problem is not resolved, contact the Administration.
2. If the issue/concern involves the daily operation of the school, contact the Administration.
3. If the issue/concern involves school policy (Family Handbook), contact the Board of Directors following these procedures:
 - a. Submit a one-page brief of the issue. Briefs to the Board of should be sent to Brookside Charter School.
 - b. The Board of Directors will respond. Responses could be inclusion on the agenda for a Board of Director's meeting, or a written reply, or a referral to the Administration.
4. Guidelines for Speaking at a Board Meeting
 - a. Visitor's Comments


Each regular business meeting opens with an opportunity for visitors to make comments to the board. Persons who wish to address any subject concerning education may do so at this time. The board president will call the meeting to order and then ask for comments from the audience. Patrons are asked to keep their remarks concise. This portion of the meeting shall not exceed one-half hour and those addressing the board are asked to limit their remarks.

b. Addressing Agenda Items

A person wishing to address an item on the official agenda during the business portion of the meeting must complete a request form, these forms are located as you enter the board room. The form is to be completed and returned to the Board Secretary/Clerk prior to the start of the meeting. Persons may speak only once on an agenda item and for no more than three minutes without consent of the board. In the event board members agree that the normal flow of business is being unnecessarily delayed, they may, by majority vote, waive public participation.

The above information is part of the Family Handbook. Families are given a copy of the Family Handbook.

*Posted 10/25/2019
Supt. Office & Front Lobby*





BROOKSIDE CHARTER SCHOOL

1815 East 63rd Street, Kansas City MO 64130

PHONE: 816-531-2192

FAX: 816-756-3055



www.brooksidecharter.org

BSDS, Inc dba Brookside Charter School

AGENDA

September 30, 2019

5:30 pm Library

Directors Present: E. Sipes, S. Twyman, K. Kohring, L. Ehren, J. LaSalle

Directors Absent: V. Miller, K. Dennis, **Guests Present:** R. Offield, J. George, P. Greenwood, A. Linebach, A. Heiserman, D. Wiley, R. Duguid, E. Twyman, S. Kruse, Y. Irvin, E. Davis

1. Opening Items

a) Record Attendance and Guests

b) Call the Meeting to Order

- i. E. Sipes called the meeting of the board of directors of Brookside Charter School to order on Monday, September 30, 2019 at 5:39 pm at Library, Brookside Charter School, 1815 E. 63rd St., Kansas City, MO 64130

c) Motion to Accept the Agenda

- i. L. Ehren made a motion to Accept the Agenda
- ii. J. LaSalle seconded the motion
- iii. The board **VOTED** unanimously to approve the motion – Approved

d) Approve Minutes

- i. L. Ehren made a motion to approve the minutes from the BSDS, Inc. dba Brookside Charter School on **08-26-2019**.
- ii. J. LaSalle seconded the motion
- iii. The board **VOTED** unanimously to approve the motion – Approved

e) Visitors Comments and Addressing Agenda Items

- i. Elizann Davis, parent/guardian of 6th Grade Brookside student, presented a complaint to the Board of Directors. No written complaint turned in.
- ii. Y. Irvin discussed with the Board experiences and concerns with E. Davis interactions
- iii. Recommendation for complaint presented to Board

Posted 9/26/2019
Supt. Office & Front Lobby



BROOKSIDE CHARTER SCHOOL

1815 East 63rd Street, Kansas City MO 64130

PHONE: 816-531-2192

FAX: 816-756-3055



www.brooksidecharter.org

f) Videos and Announcements

2. Financial Committee Report

a) Dashboard

i. P. Greenwood presented the August 2019 Financials and Year to Date revenue and expenses

1. Financial Committee Report

a. Budget Based on Enrollment target

i. Enrollment target has not been reached

b. Current Enrollment/ADA effects Reimbursement

c. WADA has been effected and anticipated funds were not received and will not received

i. KCPS has stated it will make up the difference to Charters. However, this could affect Charters' funding period

ii. Charters will not know until after January if KCPS will supply the funds

d. Sustainability

i. The focus is sustainability and being able to have options with the possibilities that we may not reach the enrollment target and/or we may not receive funds from KCPS

e. Financial Cuts

i. R. Offield will present Financial Cut options at next Board Meeting

b) Check Registry – Need Board Approval

i. V. Miller emailed Board of Directors the Check registry and recommended the board approve the Check registry as presented in email

ii. S. Twyman made a motion to approve the check registry as presented in email

iii. L. Ehren seconded the motion

iv. The board **VOTED** unanimously to approve the motion – Approved

*Posted 9/26/2019
Supt. Office & Front Lobby*



BROOKSIDE CHARTER SCHOOL

1815 East 63rd Street, Kansas City MO 64130

PHONE: 816-531-2192

FAX: 816-756-3055



www.brooksidecharter.org

3. Review of Board Goals

- a) By June 30, 2020 the Board will begin to utilize an academic dashboard for the purpose of monitoring student academic achievement at BCS. Kiva & Sherry.
 - i. Innovare has created a dashboard. Meetings will be set up to discuss dashboard and present information to the Board.
- b) By March, 2020 the Board will develop a process, including an annual timeline, for the purpose of establishing an annual evaluation of the Superintendent position. Eric & Kraig
- c) By May 2020, each member of the Board agrees to: 1. Attend 80% of the BOE meetings, 2. Contribute a monetary amount to BCS that is personal and meaningful to them, and 3. Attend two BCS events throughout the 2019-20 school year. Jason
 - i. An excel document was presented to the Board. The document will be updated monthly and presented as needed.
- d) By May 2020, the Board will receive a progress update on development efforts and help to identify additional opportunities for exploration. Kraig, Larry, and Jim Stacy
 - i. Date will change due to financial report. First meeting, Thursday, October 1, 2019.

4. Elementary Team Update

- a) Start of Year
 - i. Team introduction: Emily Twyman, Elementary Principal, Sarah Kruse, Elementary Assistant Principal, Dustin Wiley, 3-5 Assistant Principal, Instructional Coaches: Katie Bruns and Ally Heiserman, and Educational Interventionists: Rebecca Duguid and Ashley Grannell

*Posted 9/26/2019
Supt. Office & Front Lobby*



BROOKSIDE CHARTER SCHOOL

1815 East 63rd Street, Kansas City MO 64130

PHONE: 816-531-2192

FAX: 816-756-3055



www.brooksidecharter.org

b) Base Instructional Update

i. Evaluate Testing

ii. Discipline Goals - S. Kruse and D. Wiley

1. Goals to keep students in their classrooms

- a. 5% of students in recovery at start of the year has went down to 3%

iii. Math Students – A. Grannell

1. Screened students based on teacher referrals

2. Work with 11-15 students per grade level for 30 minutes per day

iv. Reading Students – R. Duguid

1. Currently work with 10 students per grade level (2-5) per day for 45 minutes. Grade level will change

2. Work with kids to perform on level and better

v. Instructional Coaches

1. Rebuild Curriculum, Monitoring/Coaching Teachers, Student needs, Use Innovare Tool to track progress

c) Additional Staff

i. Lead to Read Program

1. 60 Volunteers, starting Oct. 3

ii. Literacy Lab

iii. Communities in Schools

iv. Start at Zero

5. Superintendent's Report

a) Enrollment 2019-20

b) YTD Average Daily Attendance

i. A. Linebach is tracking Attendance

*Posted 9/26/2019
Supt. Office & Front Lobby*



BROOKSIDE CHARTER SCHOOL

1815 East 63rd Street, Kansas City MO 64130

PHONE: 816-531-2192

FAX: 816-756-3055



www.brooksidecharter.org

6. EpiCenter Documents - Need Board Approval

- a) Wellness Policy
 - i. K. Kohring made a motion to approve the Wellness Policy as presented
 - ii. S. Twyman seconded the motion
 - iii. The board **VOTED** unanimously to approve the motion – Approved
- b) Wellness Coordinator Craig Frazier
 - i. K. Kohring made a motion to approve Craig Fraizer, Operations Director, as Wellness Coordinator
 - ii. L. Ehren seconded the motion
 - iii. The board **VOTED** unanimously to approve the motion – Approved
- c) Homeless Policy
 - i. K. Kohring made a motion to approve the Homeless Policy as presented
 - ii. S. Twyman seconded the motion
 - iii. The board **VOTED** unanimously to approve the motion – Approved
- d) Homeless Liaison Anastasia Linebach
 - i. K. Kohring made a motion to approve Anastasia Linebach, Family Service Director, as Homeless Liaison
 - ii. L. Ehren seconded the motion
 - iii. The board **VOTED** unanimously to approve the motion – Approved
- e) Dispute Resolution for Homeless Students Policy
 - i. K. Kohring made a motion to approve the Dispute Resolution for Homeless Students Policy as presented
 - ii. S. Twyman seconded the motion
 - iii. The board **VOTED** unanimously to approve the motion – Approved

Sherry Twyman
Sec.

Posted 9/26/2019
Supt. Office & Front Lobby



BROOKSIDE CHARTER SCHOOL

1815 East 63rd Street, Kansas City MO 64130

PHONE: 816-531-2192

FAX: 816-756-3055



www.brooksidecharter.org

- f) Transportation Procedures for Foster Care
 - i. K. Kohring made a motion to approve the Transportation Procedures for Foster Care included in the Foster Care Policy as presented
 - ii. S. Twyman seconded the motion
 - iii. The board **VOTED** unanimously to approve the motion – Approved
- g) Foster Care Liaison Anastasia Linebach
 - i. K. Kohring made a motion to approve Anastasia Linebach, Family Service Director, as Foster Care Liaison
 - ii. L. Ehren seconded the motion
 - iii. The board **VOTED** unanimously to approve the motion – Approved
- h) EL Policy
 - i. K. Kohring made a motion to approve the LEP/EL Policy as presented
 - ii. S. Twyman seconded the motion
 - iii. The board **VOTED** unanimously to approve the motion – Approved
- i) EL Coordinator James Warner
 - i. K. Kohring made a motion to approve James Warner, ESOL/EL teacher, as the EL Coordinator
 - ii. L. Ehren seconded the motion
 - iii. The board **VOTED** unanimously to approve the motion – Approved
- j) Financial Policy Update – Authorized Signer Board Member
 - i. Will discuss at next board meeting

7. Motion to adjourn

- a) E. Sipes made a motion to adjourn the meeting.
- b) S. Twyman seconded the motion
- c) The board **VOTED** unanimously to approve the motion.
- d) There being no further business to be transacted, and upon motion duly made, seconded and approved, the meeting was adjourned at 7:50 pm

Posted 9/26/2019
Supt. Office & Front Lobby



BROOKSIDE CHARTER SCHOOL

1815 East 63rd Street, Kansas City MO 64130

PHONE: 816-531-2192

FAX: 816-756-3055



www.brooksidecharter.org

Next Meeting – Monday, October 28, 2019

Attending Meetings of the Board of Director

Visitors are welcome to attend the open sessions of the meeting of the Board of Directors. Members of the Board of Directors and Brookside Administration are the participants during these meetings.

Procedures for Petitioning the Board of Directors

1. If the issue/concern involves the classroom, meet with your child's teacher. If the problem is not resolved, contact the Administration.
2. If the issue/concern involves the daily operation of the school, contact the Administration.
3. If the issue/concern involves school policy (Family Handbook), contact the Board of Directors following these procedures:
 - a. Submit a one-page brief of the issue. Briefs to the Board of should be sent to Brookside Charter School.
 - b. The Board of Directors will respond. Responses could be inclusion on the agenda for a Board of Director's meeting, or a written reply, or a referral to the Administration.
4. Guidelines for Speaking at a Board Meeting
 - a. Visitor's Comments


Each regular business meeting opens with an opportunity for visitors to make comments to the board. Persons who wish to address any subject concerning education may do so at this time. The board president will call the meeting to order and then ask for comments from the audience. Patrons are asked to keep their remarks concise. This portion of the meeting shall not exceed one-half hour and those addressing the board are asked to limit their remarks.

b. Addressing Agenda Items

A person wishing to address an item on the official agenda during the business portion of the meeting must complete a request form, these forms are located as you enter the board room. The form is to be completed and returned to the Board Secretary/Clerk prior to the start of the meeting. Persons may speak only once on an agenda item and for no more than three minutes without consent of the board. In the event board members agree that the normal flow of business is being unnecessarily delayed, they may, by majority vote, waive public participation.

The above information is part of the Family Handbook. Families are given a copy of the Family Handbook.

*Posted 9/26/2019
Supt. Office & Front Lobby*



Check Register by Type

Payee Type: Vendor		Check Type: Automatic Payment				Checking Account ID: 6		
Check Number	Check Date	Cleared	Void	Void Date	Entity ID	Entity Name	Check Amount	
211	09/28/2019	X			AFLAC	AFLAC	3,573.62	
212	09/01/2019	X			PRINCIPAL	PLIC - SBD GRAND ISLAND	898.39	
213	09/27/2019	X			KANSASCIT	KANSAS CITY POWER & LIGHT	12,572.83	
214	09/23/2019	X			TOSHIBALEA	TOSHIBA FINANCIAL SERVICES	4,722.10	
215	09/24/2019	X			DEFFENBAUG	DEFFENBAUGH INDUSTRIES	579.25	
216	09/30/2019	X			BCBS	BlueCross BlueShield	45,381.66	
226	09/27/2019	X			COUNTRYCCC	Country Club Bank Credit Card	14,041.85	
227	09/12/2019	X			EMPLFID	Employee Fiduciary	0.00	
228	09/24/2019	X			KCWATER	KC WATER SERVICES	1,220.06	
Checking Account ID: 6		Void Total:		0.00	Total without Voids:		82,989.76	
Check Type Total: Automatic Payment		Void Total:		0.00	Total without Voids:		82,989.76	

Payee Type: Vendor		Check Type: Check				Checking Account ID: 1112		
Check Number	Check Date	Cleared	Void	Void Date	Entity ID	Entity Name	Check Amount	
1014	09/17/2019	X			EDOPS	EDOPS	2,500.00	
Checking Account ID: 1112		Void Total:		0.00	Total without Voids:		2,500.00	

Payee Type: Vendor		Check Type: Check				Checking Account ID: 6		
Check Number	Check Date	Cleared	Void	Void Date	Entity ID	Entity Name	Check Amount	
40334	09/11/2019				CAROLYN	CAROLYN'S COUNTRY COUSINS	817.00	
40335	09/11/2019	X			TUCKVAL	VALERIE TUCKER	79.59	
40336	09/11/2019	X			THEVIPMOVE	The VIP Movement, LLC	100.00	
40337	09/18/2019	X			CIDERHILL	CIDER HILL FAMILY ORCHARD	180.00	
40338	09/18/2019	X			CLEANING	CLEANING KING, LLC	12,000.00	
40339	09/18/2019	X			KINGSTABLE	King's Table	441.18	
40340	09/18/2019	X			TUCKVAL	VALERIE TUCKER	4,166.67	
73369260	10/02/2019	X			TMOBILE	T-MOBILE	2,750.00	
73369261	10/02/2019	X			TANGMATHLL	TANG MATH LLC	269.00	
73369262	10/02/2019	X			TANGMATHLL	TANG MATH LLC	269.00	
73369263	10/02/2019	X			KLEINSOLO	Klein Solomon PLLC	15,006.00	
73369264	10/02/2019	X			KLEINSOLO	Klein Solomon PLLC	7,748.00	
73369265	10/02/2019	X			KLEINSOLO	Klein Solomon PLLC	6,312.25	
73369266	10/02/2019	X			SALES	KELLY SALES	17.76	
73369267	10/02/2019	X			FRAZCRA	CRAIG FRAZIER	96.60	
73369268	10/02/2019	X			STARTATZER	Start at Zero	10,000.00	
73369269	10/02/2019	X			GMPETERS	GM Peters Insurance	14,668.31	
73369510	10/02/2019	X			TOSHIBASUP	TOSHIBA BUSINESS SOLUTIONS	36,112.28	
73369511	10/02/2019	X			HOUGHTON	HOUGHTON MIFFLIN COMPANY	1,214.60	
73369512	10/02/2019	X			HOUGHTON	HOUGHTON MIFFLIN COMPANY	1,576.59	
73369513	10/02/2019	X			SCHOLASTI2	SCHOLASTIC, INC.	43.60	
73369514	10/02/2019	X			SCHOLASTI2	SCHOLASTIC, INC.	1,043.63	
73369515	10/02/2019	X			STAPLES	STAPLES ADVANTAGE	214.44	
73369516	10/02/2019	X			STAPLES	STAPLES ADVANTAGE	431.81	
73369517	10/02/2019	X			DESIGN	DESIGN MECHANICAL, INC.	2,943.00	
73369668	10/02/2019	X			EUREKAMATH	DIDAX INCORPORATED	16.08	
73369669	10/02/2019	X			FRYWAGNER	FRY-WAGNER MOVING & STORAGE	88.66	
73369670	10/02/2019	X			JADE	JADE ALARM CO., INC.	294.74	
73369671	10/02/2019	X			MCPSA	MCPSA	1,400.00	
73369672	10/02/2019	X			NEWTONAL	NEWTON ALLIANCE, LLC	9,774.50	
73369673	10/02/2019	X			NILL	NILL BROS SPORTING GOODS, INC	304.02	
73369674	10/02/2019	X			NUE	NUESYNERGY, INC	207.00	
73369675	10/02/2019	X			SIGNATUREL	Signature Landscape LLC	865.00	
73369676	10/02/2019	X			STACY	STACY COMPANY, LLC	4,167.00	
73369677	10/02/2019	X			BLOSMIC	MICAH BLOSSER	500.00	
73369678	10/02/2019	X			K12ITC	k12 ITC, Inc	7,779.80	
73369679	10/02/2019	X			ZEARN	ZEARN	5,000.00	
73369680	10/02/2019	X			JTM	JTM PROVISIONS CO., INC	1,242.36	
73369681	10/02/2019	X			PROSOLU	PRO SOLUTIONS, LLC	183.58	
73369682	10/02/2019	X			KCTRESI	Kansas City Teacher Residency	12,500.00	

Check Register by Type

Check Number	Check Date	Cleared	Void	Void Date	Entity ID	Entity Name	Check Amount
73369683	10/02/2019	X			MCMIDANA	DANA MCMILLAN	3,000.00
73369684	10/02/2019	X			LITLAB	THE LITERACY LAB	10,750.00
73369685	10/02/2019	X			PROJECTLEA	Project Lead the Way, Inc	3,000.00
73369686	10/02/2019	X			WALDO	PHILWORLD, INC	1,220.00
73369687	10/02/2019	X			KCPREMIERE	KC PREMIERE TRANSPORTATION	7,212.88
73369908	10/02/2019	X			OFFIELD	ROGER OFFIELD	121.45
73369909	10/02/2019	X			PAYPOOL	Paypool LLC	366.50
73369910	10/02/2019	X			21STCENTUR	21st Century Therapy, P.C.	682.50
73369911	10/02/2019	X			ALPHA	ALPHA OMEGA PROJECT	3,900.00
73369912	10/02/2019	X			EDOPS	EDOPS	9,916.67
Checking Account ID: 6					Void Total:	0.00	Total without Voids: 202,994.05
Check Type Total: Check					Void Total:	0.00	Total without Voids: 205,494.05
Payee Type Total: Vendor					Void Total:	0.00	Total without Voids: 288,483.81
Grand Total:					Void Total:	0.00	Total without Voids: 288,483.81

Dashboard

Brookside Charter School

July 2019 through September 2019

Key Performance Indicators

Days of Cash
(At Year End)

137

Target > 45 days

Gross Margin
Margin

0%

Target > -5.0%

Grants Invoiced
Invoiced

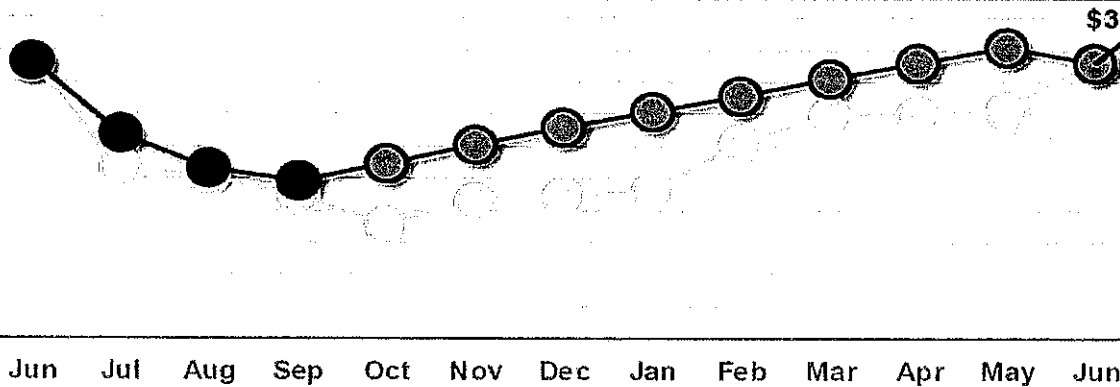
Target > 0%

FAR
(At Year End)

Target > 75

Cash Forecast

\$3.80m
\$3.70m
\$3.60m
\$3.50m
\$3.40m
\$3.30m
\$3.20m
\$3.10m
\$3.0m
\$2.90m
\$2.80m



\$3.66m

Jun Jul Aug Sep Oct Nov Dec Jan Feb Mar Apr May Jun

Budget Cash Forecast Cash

Financial Snapshot

	Year-To-Date Financials			Annual Forecast			Remaining
	Actual	Budget	Variance	Forecast	Budget	Variance	
Revenue							
Local Revenue	500,557	340,480	160,078	1,661,726	1,678,099	(16,373)	1,161,169
State Revenue	1,627,866	1,539,341	88,525	6,890,101	6,957,943	(67,842)	5,262,236
Federal Revenue	93,204	132,092	(38,888)	1,064,605	1,064,605	(0)	971,401
Total Revenue	2,221,627	2,011,913	209,715	9,616,432	9,700,647	(84,215)	7,394,805
Expenses							
Salaries	1,321,854	1,339,048	17,194	5,459,124	5,356,190	(102,934)	4,137,270
Benefits and Taxes	329,704	330,340	636	1,416,136	1,321,360	(94,776)	1,086,432
Staff-Related Costs	47,753	45,382	(2,371)	135,727	181,527	45,800	87,974
Rent	108,050	111,300	3,250	445,200	445,200	0	337,150
Occupancy Service	143,187	123,750	(19,437)	483,000	495,000	12,000	339,813
Student Expense, Direct	207,141	220,852	13,711	692,004	883,409	191,405	484,863
Student Expense, Indirect	27,023	67,025	40,002	270,189	268,100	(2,089)	243,166
Office & Business Expense	170,756	170,174	(582)	636,720	680,696	43,976	465,963
Transportation	8,554	15,875	7,321	63,500	63,500	(0)	54,946
Total Ordinary Expenses	2,364,022	2,423,746	59,724	9,601,600	9,694,983	93,383	7,237,578
Net Operating Income	(142,394)	(411,833)	269,439	14,833	5,665	9,168	157,227
Extraordinary Expenses							
Interest	-	-	-	-	-	-	-
Total Extraordinary Expenses	-	-	-	-	-	-	-
Total Expenses	2,364,022	2,423,746	59,724	9,601,600	9,694,983	93,383	7,237,578
Net Income	(142,394)	(411,833)	269,439	14,833	5,665	9,168	157,227
Cash Flow Adjustments	(229,168)	-	229,168	(18,300)	-	(18,300)	210,868
Change in Cash	(371,562)	(411,833)	40,271	(3,467)	5,665	(9,132)	368,095

Grants Summary

	Awarded	Requested	Received	Unpaid	Unrequested
5451 · Title I	360,729	86,617	68,234	292,495	274,112
5461 · Title IVa	24,829	5,970	4,703	20,126	18,859
5465 · Title II	37,890	9,111	7,177	30,713	28,779
5441 · IDEA	112,790	19,904	13,090	99,700	92,886
5412 · Medicaid	120,000	33,800	-	120,000	120,000
Subtotal	656,238	155,402	93,204	563,034	534,637
% of Award Amount		24%	14%	86%	81%

Revenue Drivers

	Current: 10/21	Forecast	Budgeted	Change	Gain/(Loss)
Enrollment: K-8	709	698	749	-51	-6.81%
Attendance %	95.3%	93.3%	93.0%	0.3%	0.32%
Attrition			5.00%	-5.00%	-100.00%
Regular Term K-8 ADA	652	651	680	(29)	-4.23%
Pre-K ADA	21	22	-		
Summer ADA	31	31	28		
Total ADA	705	705	708		
FRL % of ADA		100.0%	99.9%	0.0%	0.02%
FRL Count		651	680	(29)	-4.21%
FRL Weight		107	114.27	(7)	-6.28%
LEP % ADA		3.38%	3.56%	-0.2%	
LEP Count		22.00	24.21	(2)	
LEP Weight		2.63	3.90	(1)	
IEP % ADA		9.93%	9.00%	0.93%	10.39%
IEP Count		64.70	61.20	3.50	
IEP Weight		-	-	0.0000	
Total Wada		814.3	826.5	(12)	-1.49%
Per Wada Payment		8,637.33	8,540.00	97.33	1.14%
State Revenue Projection	\$	6,927,492	\$ 6,952,757	\$ (25,264)	-0.36%
Prior Year Adjustment	\$	42,482	\$	42,482	#DIV/0!
Net State Rev Projection	\$	6,885,010	\$ 6,952,757	\$ (67,746)	-0.97%
Classroom Trust Fund	\$	281,784	\$ 281,356	\$ 428	0.15%
Basic Formula	\$	6,603,226	\$ 6,671,401	\$ (68,174)	-1.02%

Income Statement

Brookside Charter School

July 2019 through September 2019

Statement	Year-To-Date			Annual		
	Actual	Budget	Variance	Forecast	Budget	Variance
Revenue						
Local Revenue						
5113 · Proposition C (Sales Tax)	189,076	194,297	(5,221)	751,575	777,188	(25,613)
5121 · Tuition	60,900	46,250	14,650	185,000	185,000	(0)
5141 · Interest	12,701	13,369	(668)	53,475	53,475	(0)
5161 · Food - Adults	174	0	174	200	0	200
5173 · Student Mbrship Dues/participation	80	0	80	3,280	0	3,280
5181 · Bac	27,767	33,868	(6,100)	135,470	135,470	(0)
5192 · Donations	204,100	52,697	151,403	526,966	526,966	0
5198 · Miscellaneous Revenue	5,760	0	5,760	5,760	0	5,760
Total Local Revenue	500,557	340,480	160,078	1,661,726	1,678,099	(16,373)
State Revenue						
5311 · Basic Formula	1,565,696	1,467,729	97,967	6,603,226	6,671,496	(68,270)
5312 · Transportation	440	437	3	1,748	1,748	0
5319 · Classroom Trust Fund	61,730	70,339	(8,609)	281,784	281,356	428
5333 · School Food Service	0	836	(836)	3,343	3,343	(0)
Total State Revenue	1,627,866	1,539,341	88,525	6,890,101	6,957,943	(67,842)
Federal Revenue						
5412 · Medicaid	0	30,000	(30,000)	120,000	120,000	(0)
5441 · Idea	13,090	0	13,090	112,790	112,790	(0)
5442 · ECSE	0	489	(489)	1,957	1,957	0
5445 · Food Service-Lunch	0	71,300	(71,300)	285,200	285,200	(0)
5446 · Food Service-Breakfast	0	30,302	(30,302)	121,210	121,210	0
5451 · Title I	68,234	0	68,234	360,729	360,729	(0)
5461 · Title Iva	4,703	0	4,703	24,829	24,829	0
5465 · Title Ii	7,177	0	7,177	37,890	37,890	(0)
Total Federal Revenue	93,204	132,092	(38,888)	1,064,605	1,064,605	(0)
Total Revenue	2,221,627	2,011,913	209,715	9,616,432	9,700,647	(84,215)

Expenses

Salaries


1111-6111 · ES Instruction Cert FT	376,558	365,163	(11,395)	1,442,667	1,460,654	17,986
1111-6121 · ES Instruction Cert Subs	480	0	(480)	480	0	(480)
1111-6131 · ES Instruction Supp Pay	0	1,875	1,875	6,563	7,500	938
1111-6151 · ES Instruction NC FT	45,914	42,545	(3,369)	154,408	170,181	15,775
1111-6152 · ES Instruction Aides	74,662	99,971	25,309	421,562	399,883	(21,679)
1111-6153 · ES Instruction Substitute Salarie	200	0	(200)	0	0	(0)
1111-6161 · ES Instruction NC PT	4,000	0	(4,000)	28,000	0	(28,000)
1131-6111 · MS Instruction Cert FT	197,009	230,495	33,486	927,505	921,980	(5,526)
1131-6131 · MS Instruction Supp Pay	0	1,875	1,875	5,625	7,500	1,875
1131-6151 · MS Instruction NC FT	54,650	21,373	(33,278)	79,757	85,490	5,734
1191-6131 · Summer Instruction Supp Pay	0	22,500	22,500	90,000	90,000	0
1221-6111 · Special Education Cert FT	82,194	91,999	9,805	423,919	367,997	(55,922)
1221-6121 · Special Education Cert Subs	6,818	0	(6,818)	6,818	0	(6,818)
1221-6151 · Special Education NC FT	17,648	0	(17,648)	17,648	0	(17,648)
1221-6152 · Special Education Aides	11,030	16,609	5,579	60,856	66,435	5,579
1421-6111 · Student Athletics Cert FT	14,200	14,200	0	56,800	56,800	0
1421-6131 · Student Athletics Supp Pay	0	8,025	8,025	24,075	32,100	8,025
2122-6151 · Counseling Nc Ft	38,330	38,330	0	153,320	153,320	(0)
2134-6151 · Nursing Nc Ft	20,433	20,433	0	81,733	81,733	0
2213-6131 · Professional Development Supp	19,128	20,500	1,372	80,628	82,000	1,372
2222-6151 · Library Nc Ft	10,923	10,923	(0)	43,693	43,693	(0)
2321-6131 · Exec Admin Supp Pay	651	0	(651)	651	0	(651)
2321-6151 · Exec Admin Nc Ft	40,253	40,253	0	161,012	161,012	0
2329-6111 · Other Exec Admin Cert Ft	33,120	33,120	(0)	132,480	132,480	(0)
2329-6131 · Other Exec Admin Supp Pay	3,299	0	(3,299)	3,299	0	(3,299)
2329-6151 · Other Exec Admin Nc Ft	41,509	41,509	(0)	166,038	166,038	(0)
2331-6151 · It Admin Nc Ft	14,057	14,057	(0)	56,228	56,228	(0)
2411-6112 · Building Admin Cert Ft Admin	76,560	76,560	(0)	306,241	306,240	(0)
2511-6151 · Business Office NC FT	20,000	20,000	0	80,000	80,000	0
2542-6131 · Facilities Supp Pay	1,455	0	(1,455)	1,455	0	(1,455)
2542-6151 · Facilities Nc Ft	33,739	33,739	0	134,955	134,955	0
2542-6161 · Facilities Nc Pt	18,102	6,250	(11,852)	36,852	25,000	(11,852)
2562-6151 · Food Preparation NC FT	34,790	34,790	(0)	139,159	139,158	(0)
2644-6131 · Professional Development Nonlr	6,583	5,750	(833)	23,833	23,000	(833)
3812-6131 · Afterschool Supp Pay	495	14,500	14,005	52,695	58,000	5,305
3812-6151 · Afterschool Nc Ft	12,490	11,703	(787)	47,600	46,814	(786)
3812-6161 · Afterschool Nc Pt	10,574	0	(10,574)	10,574	0	(10,574)
Total Salaries	1,321,854	1,339,048	17,194	5,459,124	5,356,190	(102,934)

Benefits and Taxes

1111-6211 · ES Instruction Cert PRS	39,539	41,081	1,542	162,141	164,324	2,182
1111-6221 · ES Instruction NC PRS	13,081	16,033	2,953	68,211	64,132	(4,078)
1111-6231 · ES Instruction Soc Sec	29,935	31,592	1,658	126,163	126,369	207
1111-6232 · ES Instruction Medicare	7,001	7,389	388	29,506	29,554	49
1111-6241 · ES Instruction Emp Ins	32,889	35,250	2,361	157,665	141,000	(16,665)
1111-6271 · ES Instruction Unemp	0	721	721	0	2,885	2,885
1131-6211 · MS Instruction Cert PRS	20,686	25,931	5,245	104,693	103,723	(970)
1131-6221 · MS Instruction NC PRS	5,738	2,404	(3,334)	8,626	9,618	992
1131-6231 · MS Instruction Soc Sec	14,888	15,732	844	62,084	62,928	844
1131-6232 · MS Instruction Medicare	3,482	3,679	197	14,520	14,717	197
1131-6241 · MS Instruction Emp Ins	21,166	15,750	(5,416)	79,090	63,000	(16,090)
1131-6271 · MS Instruction Unemp	0	52	52	0	207	207
1191-6231 · Summer Instruction Soc Sec	0	1,395	1,395	5,580	5,580	0
1191-6232 · Summer Instruction Medicare	0	326	326	1,305	1,305	0
1221-6211 · Special Education Cert PRS	8,630	10,350	1,720	47,929	41,400	(6,529)
1221-6221 · Special Education NC PRS	3,011	1,888	(1,143)	8,741	7,474	(1,267)
1221-6231 · Special Education Soc Sec	7,040	6,734	(306)	31,316	26,935	(4,381)
1221-6232 · Special Education Medicare	1,646	1,575	(72)	7,324	6,299	(1,025)
1221-6241 · Special Education Emp Ins	8,674	7,500	(1,174)	34,567	30,000	(4,567)
1221-6271 · Special Education Unemp	0	121	121	0	483	483
1421-6211 · Student Athletics Cert PRS	1,491	1,598	107	6,390	6,390	(0)
1421-6231 · Student Athletics Soc Sec	774	1,378	604	4,908	5,512	604
1421-6232 · Student Athletics Medicare	181	322	141	1,148	1,289	141
1421-6241 · Student Athletics Emp Ins	2,828	750	(2,078)	11,315	3,000	(8,315)
1421-6271 · Student Athletics Unemp	0	6	6	0	25	25
2122-6221 · Counseling Nc Prs	4,025	4,312	287	17,248	17,248	(0)
2122-6231 · Counseling Soc Sec	2,379	2,376	(3)	9,509	9,506	(3)
2122-6232 · Counseling Medicare	556	556	(1)	2,224	2,223	(1)
2122-6241 · Counseling Emp Ins	47	2,250	2,203	191	9,000	8,809
2134-6221 · Nursing Nc Prs	2,145	2,299	153	9,195	9,195	0
2134-6231 · Nursing Soc Sec	1,230	1,267	37	5,031	5,067	37
2134-6232 · Nursing Medicare	288	296	9	1,177	1,185	9
2134-6241 · Nursing Emp Ins	973	1,500	527	3,889	6,000	2,111
2213-6231 · Professional Development Soc	1,140	1,271	131	4,953	5,084	131
2213-6232 · Professional Development Med	267	297	30	1,159	1,189	30
2213-6241 · Professional Development Emp	1,409	0	(1,409)	6,161	0	(6,161)
2222-6221 · Library Nc Prs	1,147	1,229	82	4,915	4,915	0
2222-6231 · Library Soc Sec	651	677	27	2,682	2,709	27
2222-6232 · Library Medicare	152	158	6	627	634	6
2222-6241 · Library Emp Ins	958	750	(208)	3,829	3,000	(829)
2321-6221 · Exec Admin Nc Prs	4,227	4,528	302	18,114	18,114	0
2321-6231 · Exec Admin Soc Sec	2,506	2,496	(11)	9,994	9,983	(11)
2321-6232 · Exec Admin Medicare	586	584	(3)	2,337	2,335	(3)
2321-6241 · Exec Admin Emp Ins	1,304	750	(554)	5,219	3,000	(2,219)
2321-6261 · Exec Admin Wc	10,314	6,065	(4,249)	41,257	24,261	(16,997)
2321-6271 · Exec Admin Unemp	0	500	500	0	2,000	2,000
2329-6211 · Other Exec Admin Cert Prs	3,478	3,726	248	14,904	14,904	0
2329-6221 · Other Exec Admin Nc Prs	4,359	4,670	311	18,679	18,679	(0)
2329-6231 · Other Exec Admin Soc Sec	4,595	4,627	32	18,476	18,508	32
2329-6232 · Other Exec Admin Medicare	1,074	1,082	8	4,321	4,329	8
2329-6241 · Other Exec Admin Emp Ins	5,238	4,500	(738)	20,952	18,000	(2,952)
2331-6221 · It Admin Nc Prs	1,476	1,581	105	6,326	6,326	(0)
2331-6231 · It Admin Soc Sec	803	872	69	3,417	3,486	69
2331-6232 · It Admin Medicare	188	204	16	799	815	16
2331-6241 · It Admin Emp Ins	2,405	750	(1,655)	9,623	3,000	(6,623)
2411-6211 · Building Admin Cert Prs	8,039	8,613	574	34,452	34,452	(0)
2411-6231 · Building Admin Soc Sec	4,590	4,747	157	18,830	18,987	157
2411-6232 · Building Admin Medicare	1,073	1,110	37	4,404	4,440	37
2411-6241 · Building Admin Emp Ins	3,996	3,000	(996)	15,984	12,000	(3,984)
2511-6221 · Business Office NC PRS	2,100	2,250	150	9,000	9,000	0
2511-6231 · Business Office Soc Sec	1,191	1,240	49	4,911	4,960	49
2511-6232 · Business Office Medicare	279	290	11	1,149	1,160	12
2511-6241 · Business Office Emp Ins	1,161	750	(411)	4,644	3,000	(1,644)
2542-6221 · Facilities Nc Prs	3,543	3,796	253	17,339	15,182	(2,156)
2542-6231 · Facilities Soc Sec	3,235	2,479	(755)	10,673	9,917	(756)
2542-6232 · Facilities Medicare	757	580	(177)	2,496	2,319	(177)
2542-6241 · Facilities Emp Ins	2,052	1,500	(552)	8,208	6,000	(2,208)
2542-6271 · Facilities Unemp	0	83	83	0	330	330
2562-6221 · Food Preparation NC PRS	3,653	3,914	261	15,655	15,655	(0)
2562-6231 · Food Preparation Soc Sec	2,035	2,157	122	8,505	8,628	123
2562-6232 · Food Preparation Medicare	476	504	29	1,989	2,018	29

2562-6241 · Food Preparation Emp Ins	3,998	3,000	(998)	16,022	12,000	(4,022)
2562-6271 · Food Preparation Unemp	0	36	36	0	145	145
2644-6231 · Professional Development Nonlr	392	356	(35)	1,461	1,426	(35)
2644-6232 · Professional Development Nonlr	92	83	(8)	342	333	(8)
2644-6241 · Professional Development Nonlr	472	0	(472)	1,948	0	(1,948)
2644-6271 · Professional Development Nonlr	0	2	2	0	9	9
3812-6221 · Afterschool Nc Prs	1,203	1,317	114	5,241	5,267	26
3812-6231 · Afterschool Soc Sec	1,434	1,625	190	6,848	6,498	(349)
3812-6232 · Afterschool Medicare	335	380	45	1,601	1,520	(82)
3812-6241 · Afterschool Emp Ins	1,002	750	(252)	4,008	3,000	(1,008)
3812-6271 · Afterschool Unemp	0	67	67	0	270	270
Total Benefits and Taxes	329,704	330,340	636	1,416,136	1,321,360	(94,776)
Staff-Related Costs						
2213-6319 · Professional Development Prof	26,628	35,882	9,254	97,727	143,527	45,800
2213-6343 · Professional Development Trav	0	750	750	1,000	3,000	2,000
2213-6371 · Professional Development Due	13,754	6,250	(7,504)	25,000	25,000	(0)
2213-6411 · Professional Development Supl	6,362	2,000	(4,362)	10,000	8,000	(2,000)
2644-6319 · Professional Development Nonlr	671	0	(671)	(0)	0	0
2644-6343 · Professional Development Nonlr	0	500	500	2,000	2,000	0
2644-6411 · Professional Development Nonlr	339	0	(339)	(0)	0	0
Total Staff-Related Costs	47,753	45,382	(2,371)	135,727	181,527	45,800
Rent						
2542-6333 · Facilities Rent	108,050	111,300	3,250	445,200	445,200	0
Total Rent	108,050	111,300	3,250	445,200	445,200	0
Occupancy Service						
2542-6319 · Facilities Prof Serv	7,741	1,250	(6,491)	8,000	5,000	(3,000)
2542-6331 · Facilities Janitorial	36,000	36,000	0	144,000	144,000	0
2542-6332 · Facilities Rep & Mait	45,473	25,125	(20,348)	100,500	100,500	0
2542-6335 · Facilities Water/sewer	1,589	4,500	2,911	18,000	18,000	(0)
2542-6336 · Facilities Trash Remov	1,675	1,750	75	7,000	7,000	(0)
2542-6339 · Facilities Oth Prop Serv	2,533	2,375	(158)	9,500	9,500	0
2542-6361 · Facilities Phone/internet	5,847	3,000	(2,847)	12,000	12,000	(0)
2542-6411 · Facilities Supplies	7,454	9,250	1,796	37,000	37,000	(0)
2542-6412 · Technology Supplies	0	750	750	3,000	3,000	(0)
2542-6481 · Facilities Electricity	34,081	29,000	(5,081)	116,000	116,000	0
2542-6482 · Facilities Gas	184	2,250	2,066	9,000	9,000	(0)
2543-6319 · Care and Upkeep of Grounds Se	0	3,750	3,750	15,000	15,000	0
2543-6332 · Repairs And Maintenance	0	3,750	3,750	0	15,000	15,000
2546-6319 · Security Svcs Prof Serv	609	1,000	391	4,000	4,000	(0)
Total Occupancy Service	143,187	123,750	(19,437)	483,000	495,000	12,000
Student Expense, Direct						
1111-6319 · ES Instruction Prof Serv	38,387	16,763	(21,624)	63,950	67,050	3,100
1111-6371 · Dues And Memberships	0	1,750	1,750	7,000	7,000	(0)
1111-6411 · ES Instruction Supplies	21,323	15,239	(6,084)	31,455	60,955	29,500
1111-6412 · ES Instruction Tech Supplies	7,250	962	(6,287)	3,850	3,850	(0)
1111-6431 · Es Instruct Textbooks	44	6,750	6,706	18,000	27,000	9,000
1131-6319 · MS Instruction Prof Serv	13,680	8,750	(4,929)	3,015	35,000	31,985
1131-6371 · Dues And Memberships	0	131	131	0	524	524
1131-6411 · MS Instruction Supplies	2,995	8,582	5,588	33,830	34,330	500
1131-6412 · MS Instruction Tech Supplies	2,250	25	(2,225)	100	100	(0)
1131-6431 · Textbooks	2,791	1,763	(1,029)	2,250	7,050	4,800
1191-6319 · Summer Instruction Prof Serv	9,775	0	(9,775)	0	0	(0)
1191-6391 · Other Purchased Services	0	31,125	31,125	98,000	124,500	26,500
1191-6411 · Summer Instruction Supplies	0	500	500	3,000	2,000	(1,000)
1221-6311 · Special Education Instruc Serv	0	28,500	28,500	114,000	114,000	(0)
1221-6319 · Special Education Prof Serv	0	5,000	5,000	0	20,000	20,000
1221-6411 · Special Education Supplies	1,690	1,000	(690)	4,000	4,000	(0)
1411-6319 · Student Activities Prof Serv	12,670	14,375	1,705	52,000	57,500	5,500
1411-6371 · Stu Act Dues And Memberships	500	0	(500)	500	0	(500)
1411-6411 · Student Activities Supplies	2,150	10,500	8,350	31,500	42,000	10,500
1421-6319 · Student Athletics Prof Serv	1,000	3,587	2,587	8,050	14,350	6,300
1421-6411 · Student Athletics Supplies	304	0	(304)	304	0	(304)
1931-6311 · Sped Tuition Other Districts Instr	19,750	0	(19,750)	0	0	(0)
2162-6319 · Ot Services Prof Serv	536	0	(536)	3,500	0	(3,500)
2172-6319 · Pt Services Prof Serv	146	0	(146)	4,000	0	(4,000)
2191-6319 · Occupational Therapy Prof Serv	6,198	0	(6,198)	12,500	0	(12,500)
2225-6338 · Rentals Of Computers And Relat	20,862	3,750	(17,112)	40,000	15,000	(25,000)
2225-6411 · Instructional Technology Supplie	3,035	0	(3,035)	7,000	0	(7,000)
2225-6412 · Technology Supplies	38,132	60,500	22,368	145,000	242,000	97,000
3812-6319 · Afterschool Prof Serv	300	1,250	950	4,200	5,000	800
3812-6411 · Afterschool Supplies	1,374	50	(1,324)	1,000	200	(800)
Total Student Expense, Direct	207,141	220,852	13,711	692,004	683,409	(8,595)

Student Expense, Indirect							
2114-6412 · Technology Supplies	0	1,875	1,875	7,500	7,500		0
2122-6319 · Counseling Prof Serv	0	75	75	300	300		0
2122-6411 · Counseling Supplies	0	75	75	300	300		0
2134-6411 · Nursing Supplies	179	0	(179)	498	0		(498)
2222-6319 · Library Prof Serv	0	1,250	1,250	5,000	5,000		0
2222-6431 · Library Textbooks	1,591	0	(1,591)	1,591	0		(1,591)
2222-6441 · Library Books	0	1,750	1,750	7,000	7,000		(0)
2562-6411 · Food Preparation Supplies	1,185	1,750	565	7,000	7,000		(0)
2562-6471 · Food Preparation Snack	24,069	60,250	36,181	241,000	241,000		(0)
Total Student Expense, Indirect	27,023	67,025	40,002	270,189	268,100		(2,089)
Office & Business Expense							
2311-6315 · Board Audit	0	2,250	2,250	9,000	9,000		0
2311-6317 · Board Legal	5,610	5,000	(610)	32,000	20,000		(12,000)
2311-6411 · Board Supplies	0	375	375	500	1,500		1,000
2321-6319 · Exec Admin Prof Serv	29,571	37,375	7,804	83,000	149,500		66,500
2321-6343 · Exec Admin Travel	121	0	(121)	524	0		(524)
2321-6352 · Exec Admin Liability Insurance	31,148	21,125	(10,023)	84,500	84,500		0
2321-6361 · Exec Admin Phone/Internet	0	375	375	1,500	1,500		(0)
2321-6371 · Exec Admin Dues and Members	0	1,750	1,750	3,000	7,000		4,000
2321-6411 · Exec Admin Supplies	12,251	8,250	(4,001)	49,500	33,000		(16,500)
2322-6319 · Community Services Prof Serv	18,673	33,375	14,702	133,500	133,500		(0)
2322-6411 · Community Services Supplies	1,663	450	(1,213)	0	1,800		1,800
2331-6316 · It Admin Data Process	28,525	24,000	(4,525)	96,000	96,000		0
2331-6411 · It Admin Supplies	9,535	0	(9,535)	(0)	0		0
2411-6411 · Building Admin Supplies	0	150	150	900	600		(300)
2511-6319 · Business Office Prof Serv	0	500	500	2,000	2,000		0
2511-6411 · Business Office Supplies	0	500	500	2,000	2,000		0
2525-6319 · Financial Accounting Services Pi	33,659	32,750	(909)	131,000	131,000		0
2525-6412 · Fin Acc Svcs Tech Supplies	0	1,949	1,949	7,796	7,796		(0)
Total Office & Business Expense	170,756	170,174	(582)	636,720	680,696		43,976
Transportation							
2551-6341 · Transportation - Contracted, Nor	6,856	10,000	3,144	40,000	40,000		(0)
2551-6342 · Transportation - Contracted, Nor	1,698	5,875	4,177	23,500	23,500		(0)
Total Transportation	8,554	15,875	7,321	63,500	63,500		(0)
Total Expenses	2,364,022	2,423,746	59,724	9,601,600	9,694,983		93,383
Net Income	(142,394)	(411,833)	269,439	14,833	5,665		9,168
Cash Flow Statement							
Net Income	(142,394)	(411,833)	269,439	14,833	5,665		9,168
Cash Flow Adjustments							
Other Operating Activities							
1211 · A/r - Extended Day, Net	0	0	0	0	0		0
1213 · Receivable-basic Formula	0	0	0	0	0		0
1220 · Other Accounts Receivable	0	0	0	0	0		0
1411 · Prepaid Expenditures	10,314	0	10,314	(0)	0		(0)
1413 · Deposit On Building	(18,300)	0	(18,300)	(18,300)	0		(18,300)
1598 · Remove from operations	0	0	0	0	0		0
2111 · Accounts Payable - General	(219,877)	0	(219,877)	0	0		0
2113 · Payable- Bds Re Holdings	35,850	0	35,850	0	0		0
2119 · Deferred Revenue	0	0	0	0	0		0
2151 · Federal Income Tax Payable	(90)	0	(90)	0	0		0
2152 · Oasdi (soc Sec) Payable	(149)	0	(149)	(0)	0		(0)
2153 · Medicare Tax Payable	(35)	0	(35)	(0)	0		(0)
2155 · Missouri Income Tax Payable	(3)	0	(3)	0	0		0
2156 · Group Health And Life Insurance Paya	(36,160)	0	(36,160)	0	0		0
2157 · Lit Payable	1,878	0	1,878	(0)	0		(0)
2159 · Non-teacher Retirement Payable	(825)	0	(825)	(0)	0		(0)
2160 · 403b Payable	340	0	340	0	0		0
2161 · Other Deductions Payable, Incl Garn	0	0	0	0	0		0
2163 · Other Insurance Payable	(12)	0	(12)	0	0		0
2165 · Kce Tax Payable	(2,100)	0	(2,100)	(0)	0		(0)
Total Other Operating Activities	(229,168)	0	(229,168)	(18,300)	0		(18,300)
Facilities Project Adjustments							
1599 · Add to facilities	0	0	0	0	0		0
Total Facilities Project Adjustments	0	0	0	0	0		0
Total Cash Flow Adjustments	(229,168)	0	(229,168)	(18,300)	0		(18,300)
Change in Cash	(371,562)	(411,833)	40,271	(3,467)	5,665		(9,132)




Annotated Financials

	Year-To-Date			Annual Forecast			Remaining
	Actual	Budget	Variance	Forecast	Budget	Variance	
Revenue							
Local Revenue	500,557	340,480	160,078	1,661,726	1,678,099	(16,373)	1,161,169
State Revenue	1,627,866	1,539,341	88,525	6,890,101	6,957,943	(67,842)	5,262,236
Federal Revenue	93,204	132,092	(38,888)	1,064,605	1,064,605	(0)	971,401
Total Revenue	2,221,627	2,011,913	209,715	9,616,432	9,700,647	(84,215)	7,394,805
Expenses							
Salaries	1,321,854	1,339,048	17,194	5,459,124	5,356,190	(102,934)	4,137,270
Benefits and Taxes	329,704	330,340	636	1,416,136	1,321,360	(94,776)	1,086,432
Staff-Related Costs	47,753	45,382	(2,371)	135,727	181,527	45,800	87,974
Rent	108,050	111,300	3,250	445,200	445,200	0	337,150
Occupancy Service	143,187	123,750	(19,437)	483,000	495,000	12,000	339,813
Student Expense, Direct	207,141	220,852	13,711	692,004	883,409	191,405	484,863
Student Expense, Indirect	27,023	67,025	40,002	270,189	268,100	(2,089)	243,166
Office & Business Expense	170,756	170,174	(582)	636,720	680,696	43,976	465,963
Transportation	8,554	15,875	7,321	63,500	63,500	(0)	54,946
Total Ordinary Expenses	2,364,022	2,423,746	59,724	9,601,600	9,694,983	93,383	7,237,578
Net Operating Income	(142,394)	(411,833)	269,439	14,833	5,665	9,168	157,227
Extraordinary Expenses							
Interest	-	-	-	-	-	-	-
Total Extraordinary Expenses	-	-	-	-	-	-	-
Total Expenses	2,364,022	2,423,746	59,724	9,601,600	9,694,983	93,383	7,237,578
Net Income	(142,394)	(411,833)	269,439	14,833	5,665	9,168	157,227
Cash Flow Adjustments	(229,168)	-	(229,168)	(18,300)	-	(18,300)	210,868
Change in Cash	(371,562)	(411,833)	40,271	(3,467)	5,665	(9,132)	368,095

① REVENUE: \$84K BEHIND
 The majority of Revenue decrease is related to Basic Formula, which was affected by a decrease in enrollment.

② EXPENSES: \$93K AHEAD
 Increased salary and benefits costs have been mitigated by decrease in 3rd-party expenses.

③ NET INCOME: \$9K ahead




BROOKSIDE
CHARTER SCHOOL

September 2019 Financials

PREPARED OCTOBER 2019 BY






Contents



- **Key Performance Indicators**
- **Forecast Overview**
- **Cash Forecast**
- **Forecast History**
- **Key Forecast Changes This Month**
- **Notable Forecast Variances**
- **Appendix: Financials**




Key Performance Indicators



Days of Cash

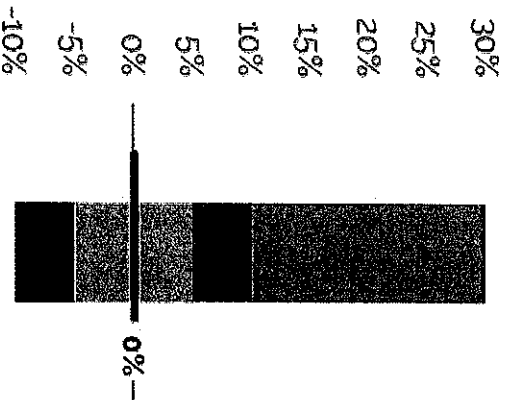
Cash balance at year-end divided by average daily expenses




137 DAYS OF CASH AT YEAR'S END
 The school will end the year with 137 days of cash. This is above the recommended 60 days, and 19 more days(s) than last month

Gross Margin

Revenue less expenses, divided by revenue






0% GROSS MARGIN
 The forecasted net income is \$15k, which is \$6k above the budget. It yields a 0% gross margin.



Forecast Overview




	Forecast	Budget	Variance	Variance Graphic
Revenue	\$9.6m	\$9.7m	-\$84k	
Expenses	\$9.6m	\$9.7m	\$93k	
Net Income	\$15k	\$6k	\$9k	

Comments

Most of the revenue variance YTD is related to State Revenue. This month, Basic Formula changed due to decreased ADA which was offset by increased per-WADA payment amount.

The \$198k increase from budget in salary and benefits is offset by the \$291k decrease in 3rd-party expenses.



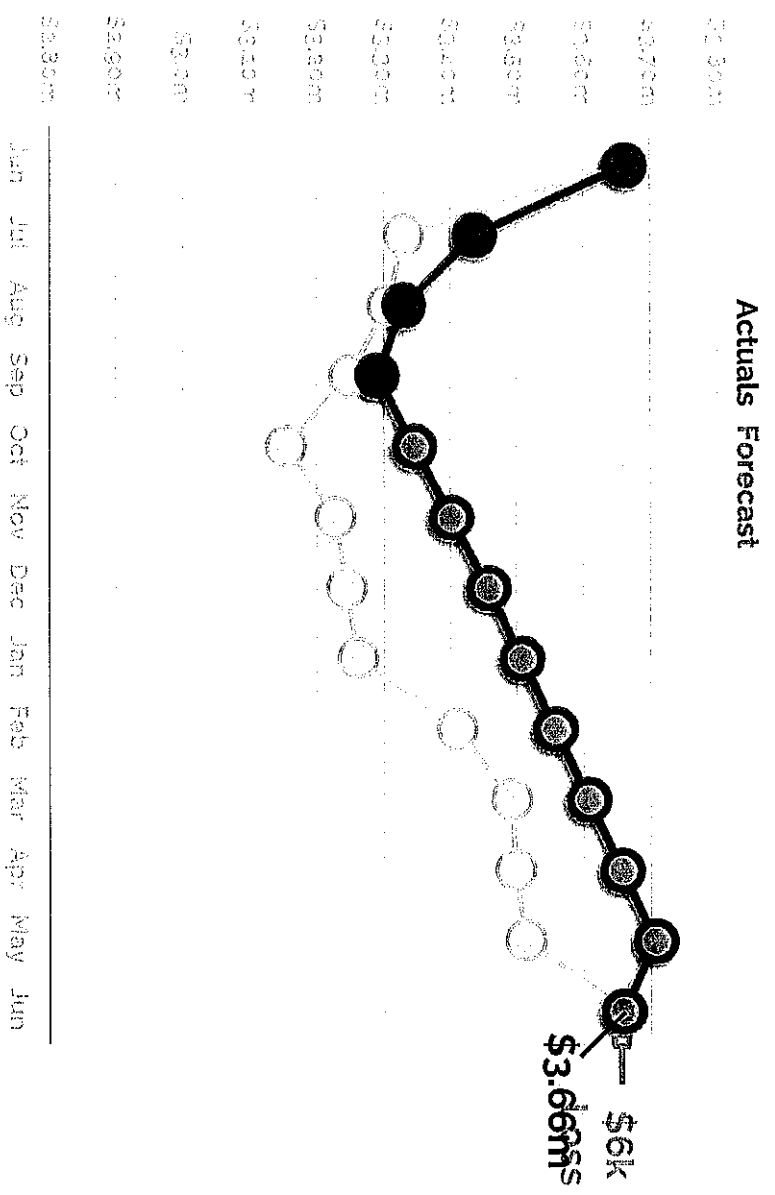
Cash Flow Forecast




137 Days of Cash at year's end

We forecast the school's year ending cash balance as **\$3.65m**, **\$6k** below budget.


Of this \$3.66m, \$2.4m is tied up for refinancing the New Market Tax Credit loan. Operating cash is projected at \$1.26m, which is equivalent to 47 days of Cash on Hand.





Forecast History of June 30, 2020 Cash Balance

Source	Days of Cash at 6/30/20	Change	Description of change
Budget	136		
Jul	127	-9	From SY18-19 Budget
Aug	117	-9	Summer School moved to FY20 Basic Formula reduced; Salaries added; FY20 Summer School moved to FY21
▼ Sep	137	20	Team Lead updates reflected; Basic Formula changed with decreased ADA and increased per-WADA payment; Prop C decreased
Oct			
Nov			
Dec			
Jan			
Feb			
Mar			
Apr			
May			
Jun			




PCL, XL error

Subsystem: xlpaint

Error: Input Stream EOF


Operator: BezierRelPath

Position: 30858




Monthly Projections
Brookside Charter School
 July 2019 through September 2019

Forecast	Jul	Aug	Sep	Oct	Nov	Dec	Jan	Feb	Mar	Apr	May	Jun	TOTAL	Comments
Income Statement														
Revenue														
Local Revenue														
5113 - Proposition C (Sales Tax)	47,244	78,430	62,402	62,500	62,500	62,500	62,500	62,500	62,500	62,500	62,500	62,500	751,674	Prop C Reduced by 25K
5121 - Tuition	17,550	9,450	33,900	13,789	13,789	13,789	13,789	13,789	13,789	13,789	13,789	13,789	185,000	
5141 - Interest	2,244	9,264	1,192	4,530	4,530	4,530	4,530	4,530	4,530	4,530	4,530	4,530	53,475	
6181 - Food - Adults	0	73	101	3	3	3	3	3	3	3	3	3	209	
6173 - Student Marship Dues	0	55	26	358	358	358	358	358	356	356	358	356	3,282	
6161 - Bus	265	11,805	15,628	11,907	11,907	11,907	11,907	11,907	11,907	11,907	11,887	11,907	135,476	
6192 - Donations	51,500	150,100	2,500	35,874	35,874	35,874	35,874	35,874	35,874	35,874	35,874	35,874	520,956	
5198 - Miscellaneous Revenue	2,458	298	2,958	0	0	0	0	0	0	0	0	0	5,756	
Total Local Revenue	121,301	280,544	118,712	129,019	129,019	129,019	129,019	129,019	129,019	129,019	129,019	129,019	1,661,726	
State Revenue														
6311 - Basic Formula	505,828	491,858	587,910	559,726	559,726	559,726	559,726	559,726	559,726	559,726	559,726	559,726	6,693,228	ADA reduction offset by increase in per-WADA payment.
6312 - Transportation	147	146	147	145	145	145	145	145	145	145	145	145	1,748	
6319 - Classroom Trust Fund	18,753	21,267	20,710	24,450	24,450	24,450	24,450	24,450	24,450	24,450	24,450	24,450	281,784	
6333 - School Food Service	0	0	0	371	371	371	371	371	371	371	371	371	4,543	
Total State Revenue	525,728	513,371	588,767	584,693	584,693	584,693	584,693	584,693	584,693	584,693	584,693	584,693	6,920,101	
Federal Revenue														
5412 - Medicaid	0	0	0	13,333	13,333	13,333	13,333	13,333	13,333	13,333	13,333	13,333	129,000	
5441 - Idea	0	0	13,090	11,078	11,078	11,078	11,078	11,078	11,078	11,078	11,078	11,078	112,789	
5442 - ECSE	0	0	0	217	217	217	217	217	217	217	217	217	1,927	
5445 - Food Service-Lunch	0	0	0	31,689	31,689	31,689	31,689	31,689	31,689	31,689	31,689	31,689	255,250	
5446 - Food Service-Breakfast	0	0	0	13,468	13,468	13,468	13,468	13,468	13,468	13,468	13,468	13,468	121,240	
5451 - Title I	0	0	88,234	32,499	32,499	32,499	32,499	32,499	32,499	32,499	32,499	32,499	320,723	
5461 - Title Iva	0	0	4,703	2,236	2,236	2,236	2,236	2,236	2,236	2,236	2,236	2,236	24,828	
5465 - Title II	0	0	7,177	3,413	3,413	3,413	3,413	3,413	3,413	3,413	3,413	3,413	37,890	
Total Federal Revenue	0	0	83,204	107,933	107,933	107,933	107,933	107,933	107,933	107,933	107,933	107,933	1,064,658	
Total Revenue	647,029	773,914	600,884	621,645	621,645	621,645	621,645	621,645	621,645	621,645	621,645	621,645	9,616,432	
Expenses														
Salaries														
1111-6111 - ES Instruction Ce	123,199	128,670	128,790	118,457	118,457	118,457	118,457	118,457	118,457	118,457	118,457	118,457	1,442,557	
1111-6121 - ES Instruction Ce	0	480	0	0	0	0	0	0	0	0	0	0	480	
1111-6131 - ES Instruction Su	0	0	0	625	625	625	625	625	625	625	625	625	5,563	
1111-6151 - ES Instruction NC	15,305	15,305	15,305	12,055	12,055	12,055	12,055	12,055	12,055	12,055	12,055	12,055	154,406	
1111-6152 - ES Instruction Ad	24,927	24,808	24,927	38,544	38,544	38,544	38,544	38,544	38,544	38,544	38,544	38,544	421,562	
1111-6155 - ES Instruction Su	0	0	0	(22)	(22)	(22)	(22)	(22)	(22)	(22)	(22)	(22)	0	
1111-6161 - ES Instruction NC	0	1,359	2,697	2,697	2,697	2,697	2,697	2,697	2,697	2,697	2,697	2,697	28,050	
1131-6111 - MS Instruction Ce	63,739	65,631	65,739	81,166	81,166	81,166	81,166	81,166	81,166	81,166	81,166	81,166	927,568	
1131-6131 - MS Instruction Su	0	0	0	625	625	625	625	625	625	625	625	625	5,825	
1131-6151 - MS Instruction NC	18,217	18,217	18,217	2,790	2,790	2,790	2,790	2,790	2,790	2,790	2,790	2,790	78,757	
1191-6131 - Summer Instructi	0	0	0	0	0	0	0	0	0	0	0	0	90,000	
1221-6111 - Special Education	23,423	27,552	31,219	37,989	37,989	37,989	37,989	37,989	37,989	37,989	37,989	37,989	423,919	FY20 Summer School expense returned to FY20
1221-6121 - Special Education	0	3,128	3,899	0	0	0	0	0	0	0	0	0	6,818	
1221-6151 - Special Education	3,458	7,095	7,095	0	0	0	0	0	0	0	0	0	17,646	
1221-6152 - Special Education	5,536	2,747	2,747	5,536	5,536	5,536	5,536	5,536	5,536	5,536	5,536	5,536	60,556	
1421-6111 - Student Athletics	4,733	4,733	4,733	4,733	4,733	4,733	4,733	4,733	4,733	4,733	4,733	4,733	58,200	
1421-6131 - Student Athletics	0	0	0	2,675	2,675	2,675	2,675	2,675	2,675	2,675	2,675	2,675	24,875	
2122-6151 - Counseling No Pt	12,777	12,777	12,777	12,777	12,777	12,777	12,777	12,777	12,777	12,777	12,777	12,777	153,320	
2134-6151 - Nursing No Pt	5,811	6,811	6,811	6,811	6,811	6,811	6,811	6,811	6,811	6,811	6,811	6,811	81,723	
2213-6131 - Professional Dev	6,250	6,439	6,439	6,833	6,833	6,833	6,833	6,833	6,833	6,833	6,833	6,833	89,528	
2222-6151 - Library No Pt	3,841	3,841	3,841	3,841	3,841	3,841	3,841	3,841	3,841	3,841	3,841	3,841	43,693	
2321-6131 - Exec Admin Supp	0	651	0	0	0	0	0	0	0	0	0	0	651	
2321-6151 - Exec Admin No Pt	13,418	13,418	13,418	13,418	13,418	13,418	13,418	13,418	13,418	13,418	13,418	13,418	161,012	
2328-6111 - Other Exec Admin	11,040	11,040	11,040	11,040	11,040	11,040	11,040	11,040	11,040	11,040	11,040	11,040	132,480	
2329-6131 - Other Exec Admin	761	1,279	1,279	0	0	0	0	0	0	0	0	0	3,289	
2329-6151 - Other Exec Admin	13,836	13,836	13,836	13,836	13,836	13,836	13,836	13,836	13,836	13,836	13,836	13,836	169,028	
2331-6151 - IT Admin No Pt	4,886	4,886	4,886	4,886	4,886	4,886	4,886	4,886	4,886	4,886	4,886	4,886	56,228	
2411-6112 - Building Admin Ce	25,520	25,520	25,520	25,520	25,520	25,520	25,520	25,520	25,520	25,520	25,520	25,520	308,741	
2511-6161 - Business Office A	6,667	6,667	6,667	6,667	6,667	6,667	6,667	6,667	6,667	6,667	6,667	6,667	80,999	
2542-6131 - Facilities Supp Pt	0	727	727	0	0	0	0	0	0	0	0	0	1,455	
2542-6151 - Facilities No Pt	11,246	11,246	11,246	11,246	11,246	11,246	11,246	11,246	11,246	11,246	11,246	11,246	134,955	
2542-6161 - Facilities No Pt	4,025	8,973	5,105	2,083	2,083	2,083	2,083	2,083	2,083	2,083	2,083	2,083	36,552	
2582-6151 - Food Preparation	11,597	11,597	11,597	11,597	11,597	11,597	11,597	11,597	11,597	11,597	11,597	11,597	139,199	
2644-6131 - Professional Dev	2,290	2,187	2,187	1,917	1,917	1,917	1,917	1,917	1,917	1,917	1,917	1,917	23,833	
3612-6131 - After-school Supp	0	300	195	5,900	5,900	5,900	5,900	5,900	5,900	5,900	5,900	5,900	72,695	
3812-6151 - After-school No Pt	3,901	4,158	4,433	3,901	3,901	3,901	3,901	3,901	3,901	3,901	3,901	3,901	47,609	
3812-6161 - After-school No Pt	0	5,280	6,285	0	0	0	0	0	0	0	0	0	10,574	
Total Salaries	422,962	448,708	450,165	449,592	448,592	449,592	449,592	448,592	449,592	449,592	448,592	540,530	5,454,124	




Benefits and Taxes

1111-6211 - ES Instruction Ce	12,936	13,280	13,313	12,438	12,438	12,438	14,215	14,215	14,215	14,215	14,215	14,215	14,215	182,141
1111-6221 - ES Instruction NC	4,224	4,382	4,504	5,593	5,593	5,593	6,322	6,322	6,322	6,322	6,322	6,322	6,322	68,211
1111-6231 - ES Instruction So	9,773	10,022	10,140	10,658	10,658	10,658	10,658	10,658	10,658	10,658	10,658	10,658	10,744	125,163
1111-6232 - ES Instruction Me	2,289	2,344	2,371	2,499	2,499	2,499	2,499	2,499	2,499	2,499	2,499	2,499	2,513	29,508
1111-6241 - ES Instruction Lin	9,712	11,950	11,227	13,664	13,664	13,664	13,664	13,664	13,664	13,664	13,664	13,664	13,954	157,665
1111-6271 - ES Instruction Un	0	0	0	0	0	0	0	0	0	0	0	0	0	0
1131-6211 - MS Instruction Ce	6,903	6,881	6,903	6,522	6,522	6,522	9,740	9,740	9,740	9,740	9,740	9,740	9,740	104,693
1131-6221 - MS Instruction NC	1,913	1,913	1,913	203	203	203	335	335	335	335	335	335	335	8,626
1131-6231 - MS Instruction So	5,006	4,903	4,978	5,244	5,244	5,244	5,244	5,244	5,244	5,244	5,244	5,244	5,244	62,084
1131-6232 - MS Instruction Me	1,171	1,147	1,165	1,228	1,228	1,228	1,228	1,228	1,228	1,228	1,228	1,228	1,228	14,520
1131-6241 - MS Instruction Lin	5,787	6,399	6,970	6,436	6,436	6,436	6,436	6,436	6,436	6,436	6,436	6,436	6,436	79,090
1131-6271 - MS Instruction Un	0	0	0	0	0	0	0	0	0	0	0	0	0	0
1181-6231 - Summer Instruction	0	0	0	0	0	0	0	0	0	0	0	0	0	5,580
1191-6232 - Summer Instruction	0	0	0	0	0	0	0	0	0	0	0	0	0	1,205
1221-6211 - Special Education	2,459	2,693	3,278	3,997	3,997	3,997	4,558	4,558	4,558	4,558	4,558	4,558	4,558	47,328
1221-6221 - Special Education	944	1,033	1,033	561	561	561	664	664	664	664	664	664	664	8,741
1221-6231 - Special Education	1,028	2,422	2,690	2,097	2,097	2,097	2,697	2,697	2,697	2,697	2,697	2,697	2,697	31,316
1221-6232 - Special Education	451	588	629	631	631	631	631	631	631	631	631	631	631	7,324
1221-6241 - Special Education	2,579	2,877	3,218	2,677	2,677	2,677	2,877	2,877	2,877	2,877	2,877	2,877	2,877	34,587
1221-6271 - Special Education	0	0	0	0	0	0	0	0	0	0	0	0	0	0
1421-6211 - Student Athletics	497	497	497	497	497	497	568	568	568	568	568	568	568	6,390
1421-6231 - Student Athletics	288	288	288	469	469	469	459	459	459	459	459	459	459	4,908
1421-6232 - Student Athletics	60	60	60	107	107	107	107	107	107	107	107	107	107	1,148
1421-6241 - Student Athletics	943	943	943	943	943	943	943	943	943	943	943	943	943	11,315
1421-6271 - Student Athletics	0	0	0	0	0	0	0	0	0	0	0	0	0	0
2122-6221 - Counseling No Pr	1,342	1,342	1,342	1,342	1,342	1,342	1,533	1,533	1,533	1,533	1,533	1,533	1,533	17,248
2122-6231 - Counseling No Pr	792	792	792	792	792	792	792	792	792	792	792	792	792	9,540
2122-6232 - Counseling No Pr	185	185	185	185	185	185	185	185	185	185	185	185	185	2,224
2122-6241 - Counseling No Pr	16	16	16	16	16	16	16	16	16	16	16	16	16	181
2134-6221 - Nursing No Pr	715	715	715	715	715	715	817	817	817	817	817	817	817	9,155
2134-6231 - Nursing No Pr	410	410	410	422	422	422	422	422	422	422	422	422	422	5,031
2134-6232 - Nursing No Pr	96	96	96	99	99	99	99	99	99	99	99	99	99	1,177
2134-6241 - Nursing No Pr	354	324	324	324	324	324	324	324	324	324	324	324	324	3,869
2214-6231 - Professional Dev	374	384	384	384	384	384	424	424	424	424	424	424	424	4,993
2214-6232 - Professional Dev	68	68	68	69	69	69	69	69	69	69	69	69	69	819
2214-6241 - Professional Dev	400	529	480	528	528	528	528	528	528	528	528	528	528	6,161
2222-6221 - Library No Pr	382	382	382	382	382	382	437	437	437	437	437	437	437	4,915
2222-6231 - Library No Pr	217	217	217	226	226	226	226	226	226	226	226	226	226	2,692
2222-6232 - Library No Pr	61	61	61	63	63	63	63	63	63	63	63	63	63	627
2222-6241 - Library No Pr	319	319	319	319	319	319	319	319	319	319	319	319	319	3,826
2224-6221 - Exec Adm In	1,469	1,469	1,469	1,469	1,469	1,469	1,610	1,610	1,610	1,610	1,610	1,610	1,610	18,514
2321-6231 - Exec Adm In	622	622	622	632	632	632	632	632	632	632	632	632	632	7,324
2321-6232 - Exec Adm In	192	202	192	195	195	195	195	195	195	195	195	195	195	2,237
2321-6241 - Exec Adm In	435	435	435	435	435	435	435	435	435	435	435	435	435	5,219
2321-6271 - Exec Adm In	3,438	3,438	3,438	3,438	3,438	3,438	3,438	3,438	3,438	3,438	3,438	3,438	3,438	41,297
2321-6271 - Exec Adm Un	0	0	0	0	0	0	0	0	0	0	0	0	0	0
2329-6211 - Other Exec Adm	1,189	1,189	1,189	1,189	1,189	1,189	1,325	1,325	1,325	1,325	1,325	1,325	1,325	14,904
2329-6221 - Other Exec Adm	1,453	1,453	1,453	1,453	1,453	1,453	1,650	1,650	1,650	1,650	1,650	1,650	1,650	18,879
2329-6231 - Other Exec Adm	1,507	1,540	1,540	1,542	1,542	1,542	1,542	1,542	1,542	1,542	1,542	1,542	1,542	18,070
2329-6232 - Other Exec Adm	353	369	352	361	361	361	361	361	361	361	361	361	361	4,321
2329-6241 - Other Exec Adm	1,746	1,746	1,746	1,746	1,746	1,746	1,746	1,746	1,746	1,746	1,746	1,746	1,746	20,552
2331-6221 - It Adm In No Pr	492	492	492	492	492	492	562	562	562	562	562	562	562	6,328
2331-6231 - It Adm In No Pr	288	288	288	291	291	291	291	291	291	291	291	291	291	3,417
2331-6232 - It Adm In No Pr	63	63	63	68	68	68	68	68	68	68	68	68	68	793
2331-6241 - It Adm In No Pr	802	802	802	802	802	802	802	802	802	802	802	802	802	9,543
2411-6211 - Building Adm In	2,890	2,680	2,880	2,890	2,890	2,890	3,062	3,062	3,062	3,062	3,062	3,062	3,062	34,822
2411-6231 - Building Adm In	1,630	1,630	1,630	1,682	1,682	1,682	1,682	1,682	1,682	1,682	1,682	1,682	1,682	18,810
2411-6232 - Building Adm In	358	358	358	370	370	370	370	370	370	370	370	370	370	4,404
2411-6241 - Building Adm In	1,332	1,332	1,332	1,332	1,332	1,332	1,332	1,332	1,332	1,332	1,332	1,332	1,332	15,284
2511-6221 - Business Office N	700	700	700	700	700	700	800	800	800	800	800	800	800	9,000
2511-6231 - Business Office N	397	397	397	413	413	413	413	413	413	413	413	413	413	4,911
2511-6232 - Business Office N	63	63	63	67	67	67	67	67	67	67	67	67	67	793
2511-6241 - Business Office N	387	387	387	387	387	387	387	387	387	387	387	387	387	4,544
2542-6221 - Facilities No Pr	1,181	1,181	1,181	1,400	1,400	1,400	1,600	1,600	1,600	1,600	1,600	1,600	1,600	17,330
2542-6231 - Facilities No Pr	924	1,275	1,036	826	826	826	826	826	826	826	826	826	826	10,673
2542-6232 - Facilities No Pr	216	298	242	193	193	193	193	193	193	193	193	193	193	2,298
2542-6241 - Facilities No Pr	684	684	684	684	684	684	684	684	684	684	684	684	684	8,208
2542-6271 - Facilities No Pr	0	0	0	0	0	0	0	0	0	0	0	0	0	0
2552-6221 - Food Preparation	1,218	1,218	1,218	1,218	1,218	1,218	1,392	1,392	1,392	1,392	1,392	1,392	1,392	15,655
2552-6231 - Food Preparation	678	678	678	719	719	719	719	719	719	719	719	719	719	8,225
2552-6232 - Food Preparation	159	159	159	168	168	168	168	168	168	168	168	168	168	1,928
2552-6241 - Food Preparation	1,326	1,336	1,336	1,336	1,336	1,336	1,336	1,336	1,336	1,336	1,336	1,336	1,336	16,022
2552-6271 - Food Preparation	0	0	0	0	0	0	0	0	0	0	0	0	0	0
2644-6231 - Professional Dev	134	129	129	119	119	119	119	119	119	119	119	119	119	1,481
2644-6232 - Professional Dev	31	30	30	28	28	28	28	28	28	28	28	28	28	342
2644-6241 - Professional Dev	164	154	154	164	164	164	164	164	164	164	164	164	164	1,943
2644-6271 - Professional Dev	0	0	0	0	0	0	0	0	0	0	0	0	0	0
3812-6221 - Afterschool No Pr	410	384	410	410	410	410	468	468	468	468				



Student Expense, Direct													
1111-6319 - ES Instruction Pr	12,590	2,557	23,250	2,840	2,840	2,840	2,840	2,840	2,840	2,840	2,840	63,950	Updated during September Team Lead Review
1111-6371 - Dues And Membe	0	0	0	778	778	778	778	778	778	778	778	7,000	
1111-6411 - ES Instruction Su	1,877	10,194	9,252	1,126	1,126	1,126	1,126	1,126	1,126	1,126	1,126	31,455	Updated during September Team Lead Review
1111-6412 - ES Instruction Te	2,250	0	5,000	(378)	(378)	(378)	(378)	(378)	(378)	(378)	(378)	3,850	
1111-6431 - Es Instruct Textb	0	0	44	1,995	1,995	1,995	1,995	1,995	1,995	1,995	1,995	19,000	Updated during September Team Lead Review
1131-6319 - MS Instruction Pr	13,660	0	0	(1,185)	(1,185)	(1,185)	(1,185)	(1,185)	(1,185)	(1,185)	(1,185)	3,018	Updated during September Team Lead Review
1131-6371 - Dues And Membe	0	0	0	0	0	0	0	0	0	0	0	0	
1131-6411 - MS Instruction Su	2,281	422	312	3,426	3,426	3,426	3,426	3,426	3,426	3,426	3,426	33,830	Updated during September Team Lead Review
1131-6412 - MS Instruction Te	2,250	0	0	(239)	(239)	(239)	(239)	(239)	(239)	(239)	(239)	100	
1131-6431 - Textbooks	0	0	2,781	(60)	(60)	(60)	(60)	(60)	(60)	(60)	(60)	2,250	Updated during September Team Lead Review
1181-6319 - Summer Instructi	0	0	9,775	(1,088)	(1,088)	(1,088)	(1,088)	(1,088)	(1,088)	(1,088)	(1,088)	0	
1181-6331 - Other Purchases	0	0	0	10,889	10,889	10,889	10,889	10,889	10,889	10,889	10,889	98,000	Updated during September Team Lead Review
1181-6411 - Summer Instructi	0	0	0	333	333	333	333	333	333	333	333	3,000	Updated during September Team Lead Review
1221-6311 - Special Education	0	0	0	12,667	12,667	12,667	12,667	12,667	12,667	12,667	12,667	114,000	Updated during September Team Lead Review
1221-6319 - Special Education	0	0	0	0	0	0	0	0	0	0	0	0	
1221-6411 - Special Education	0	43	1,647	257	257	257	257	257	257	257	257	4,000	
1411-6319 - Student Activitie	3,400	4,373	4,697	4,370	4,370	4,370	4,370	4,370	4,370	4,370	4,370	52,000	Updated during September Team Lead Review
1411-6371 - Stu Act Dues And	0	0	500	0	0	0	0	0	0	0	0	500	
1411-6411 - Student Activities	0	1,087	1,063	3,261	3,261	3,261	3,261	3,261	3,261	3,261	3,261	31,500	Updated during September Team Lead Review
1421-6319 - Student Athletics	0	1,000	0	783	783	783	783	783	783	783	783	8,050	Updated during September Team Lead Review
1421-6411 - Student Athletics	0	0	304	0	0	0	0	0	0	0	0	304	
1631-6311 - Speed Tuition Cht	0	18,750	0	(2,194)	(2,194)	(2,194)	(2,194)	(2,194)	(2,194)	(2,194)	(2,194)	0	
2162-6319 - Ot Services Prof S	0	0	536	329	329	329	329	329	329	329	329	3,500	
2172-6319 - Pt Services Prof S	0	0	148	428	428	428	428	428	428	428	428	4,000	
2181-6319 - Occupational The	6,198	0	0	700	700	700	700	700	700	700	700	12,500	
2225-6338 - Rentals Of Compl	8,070	8,070	4,722	2,126	2,126	2,126	2,126	2,126	2,126	2,126	2,126	40,000	Updated during September Team Lead Review
2225-6411 - Instructional Equip	162	1,327	1,596	441	441	441	441	441	441	441	441	7,000	Updated during September Team Lead Review
2225-6412 - Technology Suppl	0	2,020	0	11,874	11,874	11,874	11,874	11,874	11,874	11,874	11,874	143,000	Updated during September Team Lead Review
3812-6319 - Afterschool Supp	200	0	100	433	433	433	433	433	433	433	433	4,200	
3812-6412 - Afterschool Supp	500	874	0	(42)	(42)	(42)	(42)	(42)	(42)	(42)	(42)	1,550	
Total Student Expense, Direct	53,447	52,219	101,476	53,874	53,874	53,874	53,874	53,874	53,874	53,874	53,874	692,004	
Student Expense, Indirect													
2114-6412 - Technology Suppl	0	0	0	833	833	833	833	833	833	833	833	7,500	
2122-6319 - Counseling Prof S	0	0	0	33	33	33	33	33	33	33	33	300	
2122-6411 - Counseling Suppl	0	0	0	33	33	33	33	33	33	33	33	300	
2134-6411 - Nursing Supplies	0	178	0	35	35	35	35	35	35	35	35	488	
2222-6319 - Library Prof Serv	0	0	0	556	556	556	556	556	556	556	556	5,000	
2222-6431 - Library Textbooks	0	1,591	0	0	0	0	0	0	0	0	0	1,591	
2222-6441 - Library Books	0	0	0	778	778	778	778	778	778	778	778	7,000	
2882-6411 - Food Preparation	0	1,185	0	646	646	646	646	646	646	646	646	7,000	
2882-6471 - Food Preparation	515	22,311	1,242	24,103	24,103	24,103	24,103	24,103	24,103	24,103	24,103	241,000	
Total Student Expense, Indirect	515	29,225	1,242	27,018	27,018	27,018	27,018	27,018	27,018	27,018	27,018	270,183	
Office & Business Expense													
2311-6315 - Board Audit	0	0	0	1,000	1,000	1,000	1,000	1,000	1,000	1,000	1,000	9,000	
2311-6317 - Board Legal	(29,066)	5,610	29,066	2,932	2,932	2,932	2,932	2,932	2,932	2,932	2,932	32,000	Updated during September Team Lead Review
2311-6411 - Board Supplies	0	0	0	56	56	56	56	56	56	56	56	500	Updated during September Team Lead Review
2321-6319 - Execo Admin Prof S	9,933	4,795	14,844	5,937	5,937	5,937	5,937	5,937	5,937	5,937	5,937	83,000	Updated during September Team Lead Review
2321-6335 - Execo Admin Trave	0	0	121	45	45	45	45	45	45	45	45	524	
2321-6352 - Execo Admin Liab	14,666	1,811	14,668	5,928	5,928	5,928	5,928	5,928	5,928	5,928	5,928	84,500	
2321-6381 - Execo Admin Phon	0	0	0	167	167	167	167	167	167	167	167	1,500	
2321-6371 - Execo Admin Dues	0	0	0	333	333	333	333	333	333	333	333	3,000	Updated during September Team Lead Review
2321-6411 - Execo Admin Supp	(4,384)	11,973	4,662	4,139	4,139	4,139	4,139	4,139	4,139	4,139	4,139	49,500	Updated during September Team Lead Review
2322-6319 - Community Serv	18,123	550	0	12,759	12,759	12,759	12,759	12,759	12,759	12,759	12,759	123,500	Updated during September Team Lead Review
2322-6411 - Community Serv	0	845	817	(185)	(185)	(185)	(185)	(185)	(185)	(185)	(185)	0	
2331-6316 - It Admin Data Prn	8,760	11,468	8,280	7,497	7,497	7,497	7,497	7,497	7,497	7,497	7,497	96,000	
2331-6411 - It Admin Supplies	1,548	7,969	0	(1,059)	(1,059)	(1,059)	(1,059)	(1,059)	(1,059)	(1,059)	(1,059)	0	
2411-6411 - Building Admin S	0	0	0	100	100	100	100	100	100	100	100	900	
2511-6319 - Business Office R	0	0	0	222	222	222	222	222	222	222	222	2,000	
2511-6411 - Business Office R	0	0	0	222	222	222	222	222	222	222	222	2,000	
2525-6319 - Financial Account	10,673	10,202	12,783	10,816	10,816	10,816	10,816	10,816	10,816	10,816	10,816	131,000	
2525-6412 - Fin Acc Svcs Tec	0	0	0	866	866	866	866	866	866	866	866	7,796	
Total Office & Business Expense	30,273	55,242	85,242	51,774	51,774	51,774	51,774	51,774	51,774	51,774	51,774	636,720	
Transportation													
2551-6341 - Transportation - C	0	0	6,856	3,683	3,683	3,683	3,683	3,683	3,683	3,683	3,683	40,000	
2551-6342 - Transportation - C	0	1,341	357	2,422	2,422	2,422	2,422	2,422	2,422	2,422	2,422	23,500	
Total Transportation	0	1,341	7,213	6,105	6,105	6,105	6,105	6,105	6,105	6,105	6,105	63,500	
Total Expenses	893,406	833,581	837,035	783,987	783,987	783,987	783,987	783,987	783,987	783,987	783,987	9,691,600	
Net Income	(46,376)	(59,666)	(36,352)	32,658	32,658	32,658	32,658	32,658	32,658	32,658	32,658	14,833	




Cash Flow Statement	Jul	Aug	Sep	Oct	Nov	Dec	Jan	Feb	Mar	Apr	May	Jun	TOTAL	External Notes
Net Income	(48,376)	(59,666)	(36,352)	32,655	32,656	22,655	26,191	26,191	26,191	26,191	26,191	26,191	14,833	
Cash Flow Adjustments														
Other Operating Activities														
1211 - Ar - Extended Day, Net	0	0	0	0	0	0	0	0	0	0	0	0	0	
1213 - Receivable-Basic Form	0	0	0	0	0	0	0	0	0	0	0	0	0	
1220 - Other Accounts Receivable	0	0	0	0	0	0	0	0	0	0	0	0	0	
1411 - Prepaid Expenditures	3,438	3,438	3,438	(1,146)	(1,146)	(1,146)	(1,146)	(1,146)	(1,146)	(1,146)	(1,146)	(1,146)	(1,146)	(0)
1413 - Deposit On Building	0	(14,150)	(4,150)	0	0	0	0	0	0	0	0	0	0	(18,300)
1598 - Remove from operation	0	0	0	0	0	0	0	0	0	0	0	0	0	0
2111 - Accounts Payable - Ge	(218,877)	0	0	24,431	24,431	24,431	24,431	24,431	24,431	24,431	24,431	24,431	24,431	0
2113 - Payable- Bads Re Hold	35,850	0	0	(3,983)	(3,983)	(3,983)	(3,983)	(3,983)	(3,983)	(3,983)	(3,983)	(3,983)	(3,983)	0
2119 - Deferred Revenue	0	0	0	0	0	0	0	0	0	0	0	0	0	0
2151 - Federal Income Tax Pay	0	(90)	0	10	10	10	10	10	10	10	10	10	10	0
2152 - Other (Inc Sae) Payable	0	(149)	0	17	17	17	17	17	17	17	17	17	17	(0)
2153 - Medicare Tax Payable	0	(35)	0	4	4	4	4	4	4	4	4	4	4	(0)
2155 - Missouri Income Tax Pay	0	(3)	0	0	0	0	0	0	0	0	0	0	0	0
2158 - Group Health And Life I	1,292	(35,115)	(2,338)	4,018	4,018	4,018	4,018	4,018	4,018	4,018	4,018	4,018	4,018	0
2157 - LR Payable	528	711	639	(209)	(209)	(209)	(209)	(209)	(209)	(209)	(209)	(209)	(209)	(0)
2159 - Non-teacher Retirement	(380)	(260)	(165)	92	92	92	92	92	92	92	92	92	92	(0)
2160 - 403a Payable	915	(628)	53	(38)	(38)	(38)	(38)	(38)	(38)	(38)	(38)	(38)	(38)	(0)
2161 - Other Deductions Paye	2	2	(5)	(0)	(0)	(0)	(0)	(0)	(0)	(0)	(0)	(0)	(0)	0
2163 - Other Insurance Payable	0	(12)	0	1	1	1	1	1	1	1	1	1	1	0
2165 - Kce Tax Payable	0	(1,050)	(1,050)	233	233	233	233	233	233	233	233	233	233	(0)
Total Other Operating Activities	(178,231)	(47,380)	(3,576)	23,430	23,430	23,430	23,430	23,430	23,430	23,430	23,430	23,430	23,430	(18,300)
Facilities Project Adjustments														
1599 - Add to facilities	0	0	0	0	0	0	0	0	0	0	0	0	0	0
Total Facilities Project Adjustm	0	0	0	0	0	0	0	0	0	0	0	0	0	0
Total Cash Flow Adjustments	(178,231)	(47,380)	(3,576)	23,430	23,430	23,430	23,430	23,430	23,430	23,430	23,430	23,430	23,430	(18,300)
Change In Monthly Cash	(224,607)	(107,027)	(39,928)	56,085	56,086	46,085	49,621	49,621	49,621	49,621	49,621	49,621	49,621	(3,487)
Cash Forecast														
Change in Monthly Cash (Net F. O	(224,607)	(107,027)	(39,928)	56,088	56,088	46,088	49,621	49,621	49,621	49,621	49,621	49,621	49,621	(3,487)
Forecast Cash	3,437,261	3,330,234	3,290,305	3,245,394	3,402,482	3,448,570	3,506,191	3,567,812	3,607,432	3,657,053	3,709,674	3,658,401		
Budget Cash	3,329,113	3,304,891	3,247,049	3,152,558	3,228,365	3,243,316	3,260,244	3,410,411	3,492,191	3,487,633	3,512,697	3,694,547		

Balance Sheet


Brookside Charter School

As of September 30, 2019

Balance Sheet	6/30/2019	9/30/2019	6/30/2020
Assets	Last Year	Current	Year End
Assets			
Current Assets			
Cash			
1112 · Anybill	117,268	27,622	3,658,401
1114 · Petty Cash	13	13	0
1115 · Homkor	13,075	(106)	0
1116 · Country Club Bank Operating	217,921	(9,811)	0
1117 · Sweep Account	48,016	20	0
1154 · Commerce Bk Capital Mrkt	1,142,498	1,145,838	0
1156 · Jp Morgan Chase Lease Fund	162,406	161,853	0
1157 · Jpmorgan Chase Sinking Fund	1,960,673	1,964,878	0
Total Cash	3,661,868	3,290,306	3,658,401
Intercompany Transfers			
1598 · Remove from operations	0	0	0
1599 · Add to facilities	0	0	0
Total Intercompany Transfers	0	0	0
Accounts Receivable			
1211 · A/r - Extended Day, Net	21,649	21,649	21,649
1213 · Receivable-basic Formula	215,074	215,074	215,074
1220 · Other Accounts Receivable	929	929	929
Total Accounts Receivable	237,652	237,652	237,652
Other Current Assets			
1411 · Prepaid Expenditures	41,257	30,943	41,257
1413 · Deposit On Building	0	18,300	18,300
Total Other Current Assets	41,257	49,243	59,557
Total Current Assets	3,940,778	3,577,201	3,955,610
Total Assets	3,940,778	3,577,201	3,955,610



Liabilities and Equity	Last Year	Current	Year End
Liabilities and Equity			
Current Liabilities			
Other Current Liabilities			
2151 · Federal Income Tax Payable	0	(90)	0
2152 · Oasdi (soc Sec) Payable	0	(149)	(0)
2153 · Medicare Tax Payable	0	(35)	(0)
2155 · Missouri Income Tax Payable	0	(3)	0
2156 · Group Health And Life Insurance P	28,151	(8,008)	28,151
2159 · Non-teacher Retirement Payable	4,373	3,548	4,373
2161 · Other Deductions Payable, Incl Ga	1,874	1,875	1,874
2163 · Other Insurance Payable	0	(12)	0
2165 · Kce Tax Payable	0	(2,100)	(0)
Total Other Current Liabilities	34,399	(4,974)	34,399
Accounts Payable			
2111 · Accounts Payable - General	230,501	10,624	230,501
2113 · Payable- Bsds Re Holdings	146,130	181,980	146,130
2119 · Deferred Revenue	1,632	1,632	1,632
2157 · Lit Payable	5,754	7,632	5,754
Total Accounts Payable	384,017	201,867	384,017
Accrued Salaries and Benefits			
2160 · 403b Payable	0	340	0
Total Accrued Salaries and Benefits	0	340	0
Total Current Liabilities	418,416	197,233	418,416
Equity			
Unrestricted Net Assets			
3111 · Fund Balance	3,290,110	3,290,110	3,290,110
3115 · Foundation Fund Balance	232,252	232,252	232,252
Total Unrestricted Net Assets	3,522,362	3,522,362	3,522,362
Net Income			
Net Income	0	(142,394)	14,833
Total Net Income	0	(142,394)	14,833
Total Equity	3,522,362	3,379,968	3,537,195
Total Liabilities and Equity	3,940,778	3,577,201	3,955,610





Accounts Payable

As of 9/30/2019

PAYEE: ALL

STATUS: -- All --

REPORT DATE: 10/23/2019 8:17:43 AM ET

GL CODE: ALL

Invoice #	Incur Date	Invoice Date	Status	Check Date	Check of Trans #	Payee/Account	GL code	Amount	Memo	Amount
12089	9/1/2019	5/3/2019	Paid	10/2/2019	7336926 3	Klein Solomon, PLLC Brookside Charter School	12 2311 6317 1000 3 00000 000	\$15,006.00		\$15,006.00
12119	9/1/2019	6/4/2019	Paid	10/2/2019	7336926 4	Klein Solomon, PLLC Brookside Charter School	12 2311 6317 1000 3 00000 000	\$7,748.00		\$7,748.00
108075	9/1/2019	6/30/2019	Awaiting Payment Authorization			West Interactive Services Corporation Brookside Charter School	12 2321 6319 1000 3 00000 125	\$1,575.00		\$1,575.00
00050570	9/1/2019	7/1/2019	Awaiting Payment Authorization			Newsela Brookside	12 1131 6319 3950 4 40001 000	\$3,015.00		\$3,015.00
1682	8/1/2019	7/1/2019	Paid	10/2/2019	7336968 7	KC Premier Trasportation LLC Brookside Charter School	12 2551 6341 1000 3 00000 000	\$2,640.00		\$2,640.00
12185	9/1/2019	7/5/2019	Paid	10/2/2019	7336926 5	Klein Solomon, PLLC Brookside Charter School	12 2311 6317 1000 3 00000 000	\$6,312.25		\$6,312.25
285980	8/1/2019	7/24/2019	Awaiting Payment Authorization			Alpha Foods Co 3739	12 2562 6471 1000 3 00000 935	\$1,020.90		\$1,020.90
14364	9/1/2019	8/8/2019	Paid	10/2/2019	7336926 1	Tang Math LLC Brookside Charter School	12 2213 6319 6950 4 40001 000	\$269.00		\$269.00
20190808-269.00	9/1/2019	8/8/2019	Paid	10/2/2019	7336926 2	Tang Math LLC Brookside Charter School	12 2213 6319 6950 4 40001 000	\$269.00		\$269.00
25418669	8/14/2019	8/14/2019	Awaiting Payment Authorization			Tyson Foods, Inc	12 2562 6411 1000 3 00000 935	\$1,174.64		\$1,174.64

Invoice #	Incur Date	Invoice Date	Status	Check Date	Check or Trans. #	Payee/Account	GL code	Amount	Memo	Amount
1	8/15/2019	8/15/2019	Paid	10/2/2019	7336926 8	Start at Zero Brookside Charter School	12 2321 6319 1000 3 000000 000	\$10,000.00		\$10,000.00
4346	9/1/2019	8/15/2019	Paid	10/2/2019	7336967 9	Zearn Brookside Charter School	12 1111 6412 6950 3 40001 000	\$5,000.00		\$5,000.00
80554047 61	9/1/2019	8/17/2019	Paid	10/2/2019	7336951 5	STAPLES ADVANTAGE DAL 1046355	12 1111 6411 6950 3 10500 000 12 1111 6411 6950 3 100000 000	\$126.81 (\$40.80)		\$214.44
							12 2321 6411 1000 3 000000 000	\$72.39	Office supplies	
517109	8/19/2019	8/19/2019	Paid	10/2/2019	7336966 8	DIDAX INCORPORATED W039611	12 1131 6411 3950 4 40001 000	\$16.08		\$16.08
082019LS	8/20/2019	8/20/2019	Paid	10/2/2019	7336951 0	TOSHIBA BUSINESS SOLUTIONS TOBBOP7	12 2225 6412 3950 3 000000 000 12 2225 6412 6950 3 000000 000	\$18,056.14		\$36,112.28
00030391 0-00	8/21/2019	8/21/2019	Paid	10/2/2019	7336967 3	NULL BROS SPORTING GOODS, INC Brookside Charter School	12 1421 6411 3950 3 000000 000	\$304.02		\$304.02
819029	8/21/2019	8/21/2019	Awaiting Payment Authorization			OTT FOOD PRODUCTS LLC 048- 916	12 2562 6471 1000 3 000000 935	\$132.00		\$132.00
Smt 8-21 -19	9/1/2019	8/21/2019	Paid	10/17/2019	7343508 5	HOME DEPOT CARD SERVICES 6035 3226 4507 0941	12 2542 6411 1000 3 000000 000	\$293.97		\$293.97
20190822- 17.76	8/22/2019	8/22/2019	Paid	10/2/2019	7336926 6	Kelly Sales Expense Reimbursement	12 2321 6411 1000 3 000000 000	\$17.76		\$17.76
20190822- 96.60	8/22/2019	8/22/2019	Paid	10/2/2019	7336926 7	Craig Frazier Expense Reimbursement	12 2322 6411 1000 3 000000 935 12 2542 6411 1000 3 000000 000	\$35.50 \$61.10		\$96.60

Invoice #	Incur Date	Invoice Date	Status	Check Date	Check of Trans #	Payee/Account	GL code	Amount	Memo	Amount
95453405	8/23/2019	8/23/2019	Paid	10/2/2019	7336951	HOUGHTON MIFFLIN	12 1131 6431 3950	\$1,214.60		\$1,214.60
3					1	COMPANY 265278	4 40001 000			
17864	8/24/2019	8/24/2019	Paid	10/17/2019	7343508	SUNNYSIDE DAIRY,	12 2562 6471 1000	\$1,354.34		\$1,354.34
					7	LLC Brookside	3 00000 935			
						Charter School				
87232	8/25/2019	8/25/2019	Paid	10/2/2019	7336967	JADE ALARM CO.,	12 2546 6319 1000	\$294.74		\$294.74
					0	INC. 5454	3 00000 000			
19877801	9/1/2019	8/26/2019	Paid	10/2/2019	7336951	SCHOLASTIC, INC.	12 1111 6431 6950	\$43.60		\$43.60
					3	325626	4 40001 000			
25790257	8/26/2019	8/26/2019	Paid	10/17/2019	7343508	SYSCO OF KANSAS	12 2562 6411 1000	\$171.70		\$171.70
2					8	CITY, INC. 934331	3 00000 000			
25790257	8/26/2019	8/26/2019	Paid	10/17/2019	7343508	SYSCO OF KANSAS	12 2562 6471 1000	\$763.86		\$763.86
3					8	CITY, INC. 934331	3 00000 935			
25790257	8/26/2019	8/26/2019	Paid	10/17/2019	7343508	SYSCO OF KANSAS	12 2562 6471 1000	\$539.40		\$539.40
4					8	CITY, INC. 934331	3 00000 934			
25790257	8/26/2019	8/26/2019	Paid	10/17/2019	7343508	SYSCO OF KANSAS	12 2562 6471 1000	\$757.40		\$757.40
5					8	CITY, INC. 934331	3 00000 936			
25790257	8/26/2019	8/26/2019	Paid	10/17/2019	7343508	SYSCO OF KANSAS	12 1411 6411 6950	\$312.00		\$312.00
6					8	CITY, INC. 934331	3 00000 000			
25790257	8/26/2019	8/26/2019	Paid	10/17/2019	7343508	SYSCO OF KANSAS	12 1411 6411 6950	\$47.88		\$47.88
7					8	CITY, INC. 934331	3 00000 000			
							12 1411 6411 3950	\$47.88		\$47.88
							3 00000 000			
504900	9/1/2019	8/26/2019	Paid	10/2/2019	7336968	JTM Provisions Co.	12 2562 6471 1000	\$1,242.36		\$1,242.36
					0	Inc. M0048316	3 00000 935			
95454109	9/1/2019	8/26/2019	Paid	10/2/2019	7336951	HOUGHTON MIFFLIN	12 1131 6431 3950	\$1,576.59		\$1,576.59
8					2	COMPANY 265278	4 40001 000			
N26861	8/26/2019	8/26/2019	Paid	10/2/2019	7336967	NUESYENERGY, INC	12 2321 6319 1000	\$207.00		\$207.00
					4	Brookside Charter	3 00000 000			
						School				
17872	8/28/2019	8/28/2019	Paid	10/17/2019	7343508	SUNNYSIDE DAIRY,	12 2562 6471 1000	\$288.80		\$288.80
					7	LLC Brookside	3 00000 935			
						Charter School				
2670	8/28/2019	8/28/2019	Paid	10/2/2019	7336968	The Literacy Lab	12 1111 6319 6950	\$10,750.00		\$10,750.00
					4	Brookside Charter	3 40001 000			
						School				

Invoice #	Incur Date	Invoice Date	Status	Check Date	Check of Trans. #	Payee/Account	GL code	Amount	Memo	Amount
20190829-2750.00	8/29/2019	8/29/2019	Paid	10/2/2019	7336920	T-Mobile 964193948	12 2542 6361 1000 3 00000 1000	\$2,750.00		\$2,750.00
000089034	8/30/2019	8/30/2019	Awaiting Payment Authorization			SCHOOL LUNCH SOLUTIONS Brookside Charter School	12 2562 6471 1000 3 00000 935	\$2,989.82		\$2,989.82
14396	9/1/2019	8/30/2019	Paid	10/2/2019	7336968	PHILWORLD, INC Brookside Charter School	12 2321 6411 1000 3 00000 1000	\$1,150.00		\$1,150.00
17921	9/1/2019	8/31/2019	Paid	10/17/2019	7343508	SUNNYSIDE DAIRY, LLC Brookside Charter School	12 2562 6471 1000 3 00000 935	\$1,514.40		\$1,514.40
204488	9/1/2019	8/31/2019	Paid	10/2/2019	7336968	Project Lead the Way, Inc Brookside Charter School	12 1111 6411 6950 3 4000 914	\$2,400.00		\$2,400.00
805564681	9/1/2019	8/31/2019	Paid	10/2/2019	7336951	STAPLES ADVANTAGE DAL 1046355	12 1111 6411 6950 3 10030 000	\$78.23	Office	\$431.81
12921	9/1/2019	9/1/2019	Paid	10/2/2019	7336991	EdOps Brookside Charter School	12 1111 6411 6950 3 10400 000	\$258.00		\$258.00
14749	9/1/2019	9/1/2019	Paid	10/2/2019	7336967	K12 ITC, Inc. Brookside Charter School	12 1233 6316 1000 3 00000 000	\$7,779.80		\$7,779.80
2049505	9/1/2019	9/1/2019	Paid	10/17/2019	7342846	SMITHEREEN PEST MANAGEMENT SERVICES, INC 20002166	12 2542 6339 1000 3 00000 000	\$140.00		\$140.00
988959	9/1/2019	9/1/2019	Paid	10/2/2019	7336990	Paypool LLC Brookside Charter School	12 2525 6319 1000 3 00000 000	\$366.50		\$366.50
530835	9/1/2019	9/1/2019	Paid	10/2/2019	7336951	DESIGN MECHANICAL, INC. BROO01	12 2542 6332 1000 3 00000 000	\$2,943.00		\$2,943.00

Invoice #	Incur Date	Invoice Date	Status	Check Date	Check or Trans. #	Payee/Account	GL code	Amount	Memo	Amount
25791862	9/2/2019	9/2/2019	Awaiting Payment			SYSCO OF KANSAS CITY, INC. 934331	12 2562 6471 1000	\$1,146.76		\$1,146.76
0			Authorization				13 00000 935			
25791862	9/2/2019	9/2/2019	Awaiting Payment			SYSCO OF KANSAS CITY, INC. 934331	12 2562 6471 1000	\$765.88		\$765.88
1			Authorization				13 00000 934			
25791862	9/2/2019	9/2/2019	Awaiting Payment			SYSCO OF KANSAS CITY, INC. 934331	12 2562 6471 1000	\$102.43		\$102.43
2			Authorization				13 00000 1000			
25791862	9/2/2019	9/2/2019	Awaiting Payment			SYSCO OF KANSAS CITY, INC. 934331	12 2562 6471 1000	\$116.24		\$116.24
3			Authorization				13 00000 936			
25791862	9/2/2019	9/2/2019	Awaiting Payment			SYSCO OF KANSAS CITY, INC. 934331	12 2562 6471 1000	\$518.95		\$518.95
4			Authorization				13 00000 944			
1720	9/3/2019	9/3/2019	Paid	10/2/2019	7336968	KC Premier Transportation LLC Brookside Charter School	12 2551 6341 1000	\$4,216.00		\$4,216.00
					7		13 00000 1000			
1724	9/3/2019	9/3/2019	Paid	10/2/2019	7336968	KC Premier Transportation LLC Brookside Charter School	12 2551 6342 1000	\$356.88		\$356.88
					7		13 00000 1000			
2795	9/3/2019	9/3/2019	Paid	10/2/2019	7336967	MO Charter Public School Association MO0127/MO0127	12 2213 6319 3950	\$700.00		\$1,400.00
					1		14 40001 000			
							12 2213 6319 6950	\$700.00		
							14 40001 000			
927	9/3/2019	9/3/2019	Paid	10/2/2019	7336926	GM Peters Insurance	12 2321 6352 1000	\$14,668.31		\$14,668.31
					9	BSDSINC-01	13 00000 1000			1
M6815919	9/3/2019	9/3/2019	Paid	10/2/2019	7336951	SCHOLASTIC, INC.	12 1111 6411 6950	\$474.38		\$1,043.63
Heiserman					4	64112015	13 10500 000			
							12 1111 6411 6950	\$569.25		
							13 10400 000			
0039754	9/4/2019	9/4/2019	Paid	10/2/2019	7336966	FRY-WAGNER MOVING & STORAGE	12 2542 6339 1000	\$88.66		\$88.66
					9	51540	13 00000 1000			
14410	9/5/2019	9/5/2019	Paid	10/2/2019	7336968	PHILWORLD, INC Brookside Charter School	12 2321 6411 1000	\$70.00		\$70.00
					6		13 00000 000			

Invoice #	Incur Date	Invoice Date	Status	Check Date	Trans. #	Check of	Payee/Account	GL code	Amount	Memo	Amount
205503	9/5/2019	9/5/2019	Paid	10/2/2019	7336968	5	Project Lead the Way, Inc Brookside Charter School	12 1111 6411 6950 3 40001 914	\$600.00		\$600.00
28574	9/5/2019	9/5/2019	Paid	10/2/2019	7336991	0	21st Century Therapy, P.C. Brookside Charter School	12 2172 6319 6950 4 44100 000 4 44100 000	\$146.25		\$682.50
INV/84129-1st Payment	9/5/2019	9/5/2019	Paid	10/2/2019	7336967	2	NEWTON ALLIANCE, LLC 1000712	12 1191 6319 6950 4 40001 000 2 1191 6319 3950 4 40001 000	\$4,887.25	Summer School	\$9,774.50
1181	9/6/2019	9/6/2019	Paid	10/2/2019	7336968	2	Kansas City Teacher Residency/ Brookside Charter School	12 1111 6319 6950 4 40001 000	\$12,500.00		\$12,500.00
17960	9/7/2019	9/7/2019	Paid	10/17/2019	7343508	7	SUNNYSIDE DAIRY, LLC Brookside Charter School	12 2562 6471 1000 3 00000 935	\$1,686.80		\$1,686.80
25793162	9/9/2019	9/9/2019	Awaiting Payment				SYSCO OF KANSAS CITY, INC. 934331	12 2562 6471 1000 3 00000 944	\$620.14		\$620.14
25793162	9/9/2019	9/9/2019	Awaiting Payment				SYSCO OF KANSAS CITY, INC. 934331	12 2562 6471 1000 3 00000 935	\$1,365.73		\$1,365.73
25793162	9/9/2019	9/9/2019	Awaiting Payment				SYSCO OF KANSAS CITY, INC. 934331	12 2562 6471 1000 3 00000 934	\$563.12		\$563.12
25793163	9/9/2019	9/9/2019	Awaiting Payment				SYSCO OF KANSAS CITY, INC. 934331	12 1411 6411 3950 3 00000 000	\$80.55		\$161.10
521260F	9/9/2019	9/9/2019	Paid	10/17/2019	7343508	4	FOLLETT SCHOOL SOLUTIONS, INC 2402078	12 2222 6431 1000 3 00000 000	\$102.50		\$102.50
2019-07-535	9/10/2019	9/10/2019	Paid	10/2/2019	7336968	1	PRO SOLUTIONS, LLC 8141233333	12 2542 6482 1000 3 00000 000	\$183.58		\$183.58
20190910-121.45	9/10/2019	9/10/2019	Paid	10/2/2019	7336990	8	Roger Offield Brookside Charter School	12 2321 6343 1000 3 00000 000	\$121.45		\$121.45

Invoice # Incur Date Invoice Date
 stnt 9-10- 9/10/2019 9/10/2019
 19

Status Check Date Trans. # Payee/Account
 Awaiting Payment
 Authorization
 SYNCR/AMAZON
 60457 8781 032478
 6

GL Code	Amount	Memo	Amount
12 2542 6411 1000	\$22.56		\$4,494.89
3 00000 000			
12 1111 6411 6950	\$229.17	Physical Education	
3 10000 000			
12 2225 6411 1000	\$125.89		
3 00000 000			
12 1111 6411 6950	\$770.62	Elem PD	
3 10000 000			
12 1111 6411 6950	\$17.29		
3 10500 000			
12 1111 6411 6950	\$37.55		
3 10000 000			
12 1111 6411 6950	\$48.98		
3 10500 000			
12 2225 6411 1000	\$184.99		
3 00000 000			
12 2225 6411 1000	\$263.95		
3 00000 000			
12 2225 6411 1000	\$93.92		
3 00000 000			
12 1111 6411 6950	\$21.06	Specials	
3 10000 000			
12 1111 6411 6950	\$507.92	Specials	
3 10000 000			
12 2225 6411 1000	\$21.94		
3 00000 000			
12 1111 6411 6950	\$35.91	Specials	
3 10000 000			
12 2321 6411 1000	\$7.99	Nurse's Supplies	
3 00000 000			
12 1111 6411 6950	\$32.01	Specials	
3 10000 000			
12 2225 6411 1000	\$77.94		
3 00000 000			

Invoice #	Incur Date	Invoice Date	Status	Check Date	Check or Trans. #	Payee/Account	GL code	Amount	Memo	Amount
-----------	------------	--------------	--------	------------	-------------------	---------------	---------	--------	------	--------

12 1111 6411 6950								\$16.78	Specials	
12 2225 6411 1000								\$119.30		
12 2321 6411 1000								\$194.27	Family Services	
12 1221 6411 6950								\$23.99		
12 2321 6411 1000								\$201.80	Family Services	
12 1131 6411 3950								\$153.86		
12 1111 6411 6950								\$11.99	Specials	
12 1111 6411 6950								\$157.49	Specials	
12 1111 6411 6950								\$64.60	PE	
12 2225 6411 1000								\$10.53		
12 2225 6411 1000								\$175.96		
12 1111 6411 6950								\$38.95		
12 1111 6411 6950								\$29.40		
12 1111 6411 6950								\$186.31		
12 1111 6411 6950								\$118.98		
12 2542 6411 1000								\$304.29		

Invoice # Incur Date Invoice Date Status Check Date Trans. # Payee/Account GL code Amount Memo Amount

20190911-173.44	9/11/2019	9/11/2019	Paid	10/17/2019	7342846	AT&T 816 926 0188	12 1111 6411 6950 3 10000 000	\$108.73	Physical Education	\$173.44
8/253	9/11/2019	9/11/2019	Paid	10/2/2019	7336967	Signature Landscape LLC 4154	12 2542 6339 1000 3 100000 000	\$865.00		\$865.00
20190912-4167.00	9/12/2019	9/12/2019	Paid	10/2/2019	7336967	STACY COMPANY, LLC Brookside Charter School	12 2321 6319 1000 3 100000 000	\$4,167.00		\$4,167.00
541958F	9/12/2019	9/12/2019	Awaiting Payment Authorization			FOLLETT SCHOOL SOLUTIONS, INC 2402078	12 2222 6431 1000 3 100000 000	\$1,475.39		\$1,475.39
14451	9/13/2019	9/13/2019	Awaiting Payment Authorization			PHILWORLD, INC Brookside Charter School	12 2321 6411 1000 3 100000 000	\$52.00		\$52.00
17971	9/14/2019	9/14/2019	Paid	10/17/2019	7343508	SUNNYSIDE DAIRY, LLC Brookside Charter School	12 2562 6471 1000 3 100000 935	\$1,843.41		\$1,843.41
8055725266	9/14/2019	9/14/2019	Awaiting Payment Authorization			STAPLES ADVANTAGE DAL 1046355	12 2321 6411 1000 3 100000 000 12 2542 6411 1000 3 100000 000	\$78.68 \$1,804.83	Nurse's supplies	\$1,883.51
01051	9/16/2019	9/16/2019	Paid	10/2/2019	7336967	Micah Blooser Brookside Charter School	12 2331 6316 1000 3 100000 000	\$500.00		\$500.00
20190916	9/16/2019	9/16/2019	Paid	10/17/2019	7343471	Communities In Schools of Mid-America, Inc. Brookside Charter School	12 2322 6319 1000 3 100000 000	\$22,500.00		\$22,500.00

Invoice #	Incur Date	Invoice Date	Status	Check Date	Check or Trans #	Payee/Account	GL code	Amount	Memo	Amount
20190916-3000.00	9/16/2019	9/16/2019	Paid	10/2/2019	7336968	Dana McMillan Brookside Charter School	12 2213 6319 3950 3 4000 1000	\$1,500.00		\$3,000.00
25552511	9/16/2019	9/16/2019	Awaiting Payment			Tyson Foods, Inc 1000009747	12 2562 6471 1000 3 0000 935	\$1,174.64		\$1,174.64
25794494 1	9/16/2019	9/16/2019	Awaiting Payment			SYSCO OF KANSAS CITY, INC. 934331	12 2562 6471 1000 3 0000 935	\$2,187.96		\$2,187.96
25794494 2	9/16/2019	9/16/2019	Awaiting Payment			SYSCO OF KANSAS CITY, INC. 934331	12 2562 6471 1000 3 0000 934	\$540.12		\$540.12
25794494 3	9/16/2019	9/16/2019	Awaiting Payment			SYSCO OF KANSAS CITY, INC. 934331	12 2562 6471 1000 3 0000 944	\$361.03		\$361.03
25794494 4	9/16/2019	9/16/2019	Awaiting Payment			SYSCO OF KANSAS CITY, INC. 934331	12 1411 6411 1000 3 0000 912	\$291.21		\$291.21
25794494 5	9/16/2019	9/16/2019	Awaiting Payment			SYSCO OF KANSAS CITY, INC. 934331	12 2562 6411 1000 3 0000 1000	\$354.26		\$354.26
3	9/17/2019	9/17/2019	Awaiting Payment			Tomahawk PTA Brookside Charter School	12 1111 6319 6950 3 1000 1000	\$150.00		\$150.00
157215	9/19/2019	9/19/2019	Awaiting Payment			DESIGN MECHANICAL, INC. BROOD1	12 2542 6332 1000 3 0000 1000	\$309.75		\$309.75
20190920-2400.00	9/20/2019	9/20/2019	Awaiting Payment			Step Up Consulting Brookside Charter School	12 2213 6319 6950 3 4000 1000	\$1,200.00		\$2,400.00
2019-82	9/20/2019	9/20/2019	Awaiting Payment			Innovative Options, LLC Brookside Charter School	12 2321 6319 1000 3 0000 1000	\$1,014.00		\$1,014.00
2660395	9/20/2019	9/20/2019	Paid	10/17/2019	7342846	TOSHIBA BUSINESS SOLUTIONS 5 TOBBOP7	12 2225 6412 3950 3 0000 1000	\$670.00		\$1,340.00
							12 2225 6412 6950 3 0000 1000	\$670.00		\$670.00

Invoice #	Incl. Date	Invoice Date	Status	Check Date	Check or Trans. #	Payee/Account	GL code	Amount	Memo	Amount
919028	9/20/2019	9/20/2019	Awaiting Payment			OTT FOOD PRODUCTS LLC 048-916	12 2563 6471 1000 3 00000 935	\$132.00		\$132.00
stmt 9-20-19	9/20/2019	9/20/2019	Awaiting Payment			HOME DEPOT CARD SERVICES 6035 3226 4507 0941	12 2542 6411 1000 3 00000 000	\$83.18		\$83.18
18022	9/21/2019	9/21/2019	Awaiting Payment			SUNNYSIDE DAIRY, LLC Brookside Charter School	12 2562 6471 1000 3 00000 935	\$2,041.05		\$2,041.05
003R	9/23/2019	9/23/2019	Paid	10/2/2019	7336991 1	ALPHA OMEGA PROJECT Brookside Charter School	12 1411 6319 3950 3 00000 000 12 1411 6319 6950 3 00000 000	\$1,950.00		\$3,900.00
25795867	9/23/2019	9/23/2019	Awaiting Payment			SYSCO OF KANSAS CITY, INC. 934331	12 2562 6471 1000 3 00000 935	\$1,933.49		\$1,933.49
25795867	9/23/2019	9/23/2019	Awaiting Payment			SYSCO OF KANSAS CITY, INC. 934331	12 2562 6471 1000 3 00000 934	\$675.66		\$675.66
25795867	9/23/2019	9/23/2019	Awaiting Payment			SYSCO OF KANSAS CITY, INC. 934331	12 2562 6471 1000 3 00000 934	\$313.16		\$313.16
25795867	9/23/2019	9/23/2019	Awaiting Payment			SYSCO OF KANSAS CITY, INC. 934331	12 2562 6471 1000 3 00000 944	\$638.11		\$638.11
20190924-203.00	9/24/2019	9/24/2019	Awaiting Payment			KANSAS CITY PUBLIC SCHOOL RETIREMENT SYSTEM Brookside Charter School	12 2321 6319 1000 3 00000 000	\$203.00		\$203.00
5072567	9/24/2019	9/24/2019	Paid	10/17/2019	7342846 6	TOSHIBA BUSINESS SOLUTIONS TOBBOP7	12 2225 6412 3950 3 00000 000 12 2225 6412 6950 3 00000 000	\$57.00		\$114.00
875366	9/25/2019	9/25/2019	Awaiting Payment			JADE ALARM CO., INC. 5454	12 2546 6319 1000 3 00000 000	\$294.74		\$294.74
1422080	9/25/2019	9/25/2019	Awaiting Payment			DATA MANAGEMENT, INC 144772	12 2321 6411 1000 3 00000 000	\$270.00		\$270.00

Invoice #	Inclur Date	Invoice Date	Status	Check Date	Check for Trans. #	Payee/Account	GL code	Amount	Memo	Amount
046897	9/27/2019	9/27/2019	Paid	10/17/2019	7343508	The Lock Doctor, Inc	12 2542 6332 1000	\$246.50		\$246.50
					6	Brookside Charter School	3 00000 1000			
18074	9/28/2019	9/28/2019	Awaiting Payment			SUNNYSIDE DAIRY, LLC Brookside Charter School	12 2562 6471 1000 3 00000 935	\$1,632.10		\$1,632.10
00008983	9/30/2019	9/30/2019	Awaiting Payment			SCHOOL LUNCH SOLUTIONS Brookside Charter School	12 2562 6471 1000 3 00000 935	\$2,971.18		\$2,971.18
25797194	9/30/2019	9/30/2019	Awaiting Payment			SYSCO OF KANSAS CITY, INC. 934331	12 2562 6471 1000 3 00000 935	\$1,243.17		\$1,243.17
25797194	9/30/2019	9/30/2019	Awaiting Payment			SYSCO OF KANSAS CITY, INC. 934331	12 2562 6471 1000 3 00000 934	\$798.58		\$798.58
25797194	9/30/2019	9/30/2019	Awaiting Payment			SYSCO OF KANSAS CITY, INC. 934331	12 2562 6471 1000 3 00000 944	\$666.61		\$666.61
25797194	9/30/2019	9/30/2019	Awaiting Payment			SYSCO OF KANSAS CITY, INC. 934331	12 2562 6411 1000 3 00000 1000	\$98.96		\$98.96
25797194	9/30/2019	9/30/2019	Awaiting Payment			SYSCO OF KANSAS CITY, INC. 934331	12 2562 6471 1000 3 00000 934	\$89.94		\$89.94
Total:								\$265,489.29		

GL Code Summary

12 1111 6319 6950 3 10000 000	\$150.00
12 1111 6319 6950 3 40001 000	\$10,750.00
12 1111 6319 6950 4 40001 000	\$12,500.00
12 1111 6411 6950 3 10000 000	\$2,004.37
12 1111 6411 6950 3 10030 000	\$70.86
12 1111 6411 6950 3 10400 000	\$712.95
12 1111 6411 6950 3 10500 000	\$937.47
12 1111 6411 6950 3 40001 914	\$3,000.00
12 1111 6412 6950 3 40001 000	\$5,000.00
12 1111 6431 6950 4 40001 000	\$43.60
12 1131 6319 3950 4 40001 000	\$3,015.00

Invoice # Incur Date Invoice Date Status Check Date Check or Trans. # Payee/Account GL code Amount Memo Amount

121131	6411	3950	3	10010	901				\$258.00
121131	6411	3950	3	10010	902				\$153.86
121131	6411	3950	4	4001	000				\$16.08
121131	6431	3950	4	4001	000				\$2,791.19
121191	6319	3950	4	4001	000				\$4,887.25
121191	6319	6950	4	4001	000				\$4,887.25
121221	6411	6950	3	10000	000				\$23.99
121411	6319	3950	3	00000	000				\$1,950.00
121411	6319	6950	3	00000	000				\$1,950.00
121411	6411	1000	3	00000	912				\$291.21
121411	6411	3950	3	00000	000				\$128.43
121411	6411	6950	3	00000	000				\$440.43
121421	6411	3950	3	00000	000				\$304.02
121262	6319	6950	4	4100	000				\$536.25
121272	6319	6950	4	4100	000				\$146.25
121213	6319	3950	3	40001	000				\$2,700.00
121213	6319	3950	4	40001	000				\$700.00
121213	6319	6950	3	40001	000				\$2,700.00
121221	6319	6950	4	40001	000				\$1,238.00
121222	6431	1000	3	00000	000				\$1,577.89
121225	6411	1000	3	00000	000				\$1,074.42
121225	6412	3950	3	00000	000				\$18,783.14
121225	6412	6950	3	00000	000				\$18,783.14
121231	6317	1000	3	00000	000				\$29,066.25
121232	6319	1000	3	00000	000				\$15,591.00
121232	6319	1000	3	00000	125				\$1,575.00
121232	6343	1000	3	00000	000				\$121.45
121232	6352	1000	3	00000	000				\$14,668.31
121232	6411	1000	3	00000	000				\$2,193.12
121232	6319	1000	3	00000	000				\$22,500.00
121232	6411	1000	3	00000	935				\$35.50
121233	6316	1000	3	00000	000				\$8,279.80
121252	6319	1000	3	00000	000				\$10,283.17
121254	6332	1000	3	00000	000				\$3,499.25

Invoice #	Incur Date	Invoice Date	Status	Check Date	Check or Trans #	Payee/Account	GL code	Amount	Memo
							12 2542 6339 1000 3 00000 000	\$1,093.66	
							12 2542 6361 1000 3 00000 000	\$2,923.44	
							12 2542 6411 1000 3 00000 000	\$2,637.25	
							12 2542 6482 1000 3 00000 000	\$183.58	
							12 2546 6319 1000 3 00000 000	\$589.48	
							12 2551 6341 1000 3 00000 000	\$6,856.00	
							12 2551 6342 1000 3 00000 000	\$356.88	
							12 2562 6411 1000 3 00000 000	\$727.35	
							12 2562 6411 1000 3 00000 935	\$1,174.64	
							12 2562 6471 1000 3 00000 934	\$4,285.86	
							12 2562 6471 1000 3 00000 935	\$28,532.77	
							12 2562 6471 1000 3 00000 936	\$873.64	
							12 2562 6471 1000 3 00000 944	\$2,804.84	
							12 2563 6471 1000 3 00000 935	\$132.00	
								\$265,489.29	

Brookside Middle School

Goals

- Academic-We will see a decrease in the percentage of students scoring Below Basic on MAP by 5% in Math and 3% in ELA
- Leadership-Increase the scores on NEE indicators by 2 points per teacher
- Culture-The percentage of students who feel safe and connected will increase by 10 points by the end of the school year.

Enrollment

- 18-19- 184 Students
- 19-20- 218 Students

Discipline Referrals

- 18-19- 130
- 19-20- 130

Attendance ADA (Average Daily Attendance)

- 18-19- 95.3%
- 19-20- 95.5%

Student Participation

- 18-19- 82%
- 19-20- 48%

ELA Evaluate

% Correct (Aggregate)	6th Grade	7th Grade	8th Grade
2018-2019	45% (61 students)	53% (62 students)	53% (59 students)
2019-2020			53% (60 students)

Math Evaluate

% Correct (Aggregate)	6th Grade	7th Grade	8th Grade
2018-2019	23% (61 students)	22% (62 students)	18% (59 students)
2019-2020			

ELA Evaluate


% Below Basic	6th Grade	7th Grade	8th Grade
2018-2019	43%	45%	42%
2019-2020			40% (-2%)

Math Evaluate

% Below Basic	6th Grade	7th Grade	8th Grade
2018-2019	90%	79%	98%*
2019-2020	86% (-4%)		
			*Include Algebra

Highlights from the first quarter.

- 97 awards were handed out at our 1st quarter "Do the Right Thing Assembly"
- We officially started our math and ELA intervention program
- We are in our second year of MOSCA GreenDot Bullying and Violence Prevention Program
- Implemented a new SEL (Social-Emotional Learning) Program
- Our art classes' are creating permanent artwork throughout the school



Brookside Middle School

Goals

- Academic-We will see a decrease in the percentage of students scoring Below Basic on MAP by 5% in Math and 3% in ELA
- Leadership-Increase the scores on NEE indicators by 2 points per teacher
- Culture-The percentage of students who feel safe and connected will increase by 10 points by the end of the school year.

Enrollment

- 18-19- 184 Students
- 19-20- 218 Students

Discipline Referrals

- 18-19- 130
- 19-20- 130

Attendance ADA (Average Daily Attendance)

- 18-19- 95.3%
- 19-20- 95.5%

Student Participation

- 18-19- 82%
- 19-20- 48%

ELA Evaluate

% Correct (Aggregate)	6th Grade	7th Grade	8th Grade
2018-2019	45% (61 students)	53% (62 students)	53% (59 students)
2019-2020	43% (-2%)	53% (+0%)	53% (60 students)

Math Evaluate

% Correct (Aggregate)	6th Grade	7th Grade	8th Grade
2018-2019	23% (61 students)	22% (62 students)	18% (59 students)
2019-2020	20% (-3%)	22% (+0%)	20% (-2%)

ELA Evaluate


% Below Basic	6th Grade	7th Grade	8th Grade
2018-2019	43%	45%	42%
2019-2020	40% (-3%)	51% (+6%)	40% (-2%)

Math Evaluate

% Below Basic	6th Grade	7th Grade	8th Grade
2018-2019	90%	79%	98%*
2019-2020	86% (-4%)	77% (-4%)	97% (-1%)
			*Include Algebra

Highlights from the first quarter.

- 97 awards were handed out at our 1st quarter "Do the Right Thing Assembly"
- We officially started our math and ELA intervention program
- We are in our second year of MOSCA GreenDot Bullying and Violence Prevention Program
- Implemented a new SEL (Social-Emotional Learning) Program
- Our art classes are creating permanent artwork throughout the school



BROOKSIDE CHARTER SCHOOL

GOLF

TOURNAMENT

MONDAY, JUNE 22, 2020
BLUE HILLS COUNTRY CLUB

SPONSORSHIP LEVELS

TITLE SPONSOR:

TWO TEAMS

Sponsor name printed as Title Sponsor
Three Hole Sponsorships
Company Logo and Link on Website
Full Page Ad in Tournament Program
One Company Table
Eight Additional Dinner Tickets

FOURSOME:

Golf, Range and Cart for Four
Drinks on Course
Boxed Lunch
Buffet Dinner
Hole Contest Entry
Par 3 Challenge
One Raffle Ticket

BEVERAGE CART:

ONE TEAM

Beverage Cart Signage
Company Logo and Link on Website
Half Page Ad in Tournament Program
Two Additional Dinner Tickets

BIRDIE SPONSOR:

ONE TEAM

One Hole Sponsorship
Company Logo and Link on Website
Half Page Ad in Tournament Program

HOLE SPONSOR:

One Hole Sponsorship
Company Logo and Link on Website
Half Page Ad in Tournament Program

To register or sponsor please visit: www.brooksidecharter.org/golf/

Questions? Contact Roger O'field at 816-531-2192 ext 2205 or roffield@brooksidecharter.org





SPONSOR CONTACT INFORMATION

Name _____ Company Name _____

Address _____ City/State/Zip _____

E-mail _____ Phone _____

SPONSORSHIP OPPORTUNITY

- Title Sponsor -- \$6,000
- Beverage Cart Sponsor -- \$2,500
- Birdie Sponsor -- \$2,000
- Hole Sponsor -- \$1000
- Team Only -- \$1500
- Other Amount -- \$_____
- Donate to Auction/Raffle

TEAM REGISTRATION

#1 Golfer _____ #3 Golfer _____

#2 Golfer _____ #4 Golfer _____

RETURN REGISTRATION FORM

Brookside Charter School
attn: Roger Offield
1815 E. 63rd Street
Kansas City, MO 64130
or brooksidecharter.org

QUESTIONS?

Please contact Roger Offield
816-531-2192 ext 2205
roffield@brooksidecharter.org
or visit our website:
www.brooksidecharter.org/golf/

2019 - 2020 Attendance

	19-Aug	20-Aug	21-Aug	22-Aug	23-Aug	26-Aug	23-Sep	30-Sep	4-Oct	25-Oct
PK	27	29	29	29		30	30	30	30	30
K	81	82	82			84			81	81
1st	89	90		89	89	89	89		87	
2nd	90	91			89	89		88	88	
3rd	83	84	84	84		85		82		83
4th	91	91		92	92	92				
5th	77	77	77		76	76		72	72	
6th	76				78	78		77		
7th	78				75					
8th	58	58		59		60	60	61	61	61
Total	750	746	752	754	758	759	745	745	746	739
St Data Grid	734	739	744	746	750	751	745	745	746	739
ADA	718	723	733	737	738	745	739	738	738	734
					YTD	95.52	95.65	95.43	95.47	95.25
					90/90	93.74	99.48	88.54	89.36	89.26

